



MIRACLE RECREATION

Inspiring joy,  
challenge, and  
excitement for  
generations to  
come.

Start your legacy today.



Miracle Recreation

Featured Products

Early Childhood

Playgrounds for All™

Custom Play

Structures

Components

Freestanding

Fitness

Site Amenities

Color Choices

Planning + Funding



# Experience the **Miracle of PLAY**

As the pioneers of play, we've been creating play solutions since 1927. Our first product, the Miracle Whirl, introduced unprecedented fun and excitement to neighborhoods around the world. Now, we've continued our legacy of innovation through all kinds of play equipment that not only inspire joy, but instill the character kids need to lead the communities of tomorrow.



Play Made by **Families,**  
**for FAMILIES**

Our representatives are located around the globe, ready and waiting to help you shape your community's future of play! And they understand the value of community—many of our representatives are multi-generational families who have built a reputation for providing fun, compelling play solutions. From funding to building, our representatives assist with every step to make sure families and friends in your community have the best play space possible.

Part of that process includes carefully considering your landscape, budget, and equipment specifications. Whether you're starting from square one to build an all-inclusive playground or you're updating a beloved but small neighborhood play space, we work with you to personalize the project according to your community's needs.

 **Find your local sales representative today.**



## What Does a Playground Mean to Your Community?

**Kids of all ages and abilities want two things: action and challenge.** As they strive for achievement, they'll build resiliency, confidence, and independence — all the key characteristics of a great leader. You're not just building a play space. You're creating an impact on future generations.

When you choose Miracle playground equipment, you're choosing to get hearts pounding with excitement, smiles shining with joy, bellies shaking with laughter, and friends and families gathered for unforgettable adventures. We exist to foster active, healthy lifestyles through thrilling exploration, and we're here to help you shape the next leaders in your community.

Let's make an impact together!



MIRACLE RECREATION BELIEVES

**It's the things we  
play with and the  
people who help  
us play that make  
a great difference  
in our lives.**

Fred Rogers

---

# Featured Products

Miracle's latest products feature our signature modern design that instills excitement in users of all ages and abilities. From thrilling exploration to awe-inspiring engagement, our featured products are sure to bring joy and activity to your local play space.

**Right** Hyperbolix™ 3' Deck to 3' Deck





# Hyperbolix™

Kids ages 5 – 12 can experience a web of challenges with Hyperbolix™—an innovative, instant favorite for any playground!



Hyperbolix™ tests kids' proprioception and vestibular system as they explore throughout its design. Not only will they strengthen their all-around physical skills—their mind will get a workout, too! Featuring an octagonal frame, handlebars, grid-patterned ropes, and an optional flextread panel in the center, friends can decide together how best to approach their climb, or transform this versatile piece of equipment into a social hangout spot. **Left** Hyperbolix™ Angled, Hyperbolix™ Horizontal Low, Hyperbolix™ Horizontal High. **Right** Hyperbolix™ Angled and Hyperbolix™ Horizontal Low

[Learn more about the Hyperbolix™ product line.](#)



A



B



C



D



E



F

**Climb Boldly to the Future**

# Design Your Path

Hyperbolix™ can be used as a freestanding climber or as a component that connects structures and platforms. Its unique shape allows designers to get creative with the playground's layout and makes for an easy way to add an extra touch of challenge for adventure-seekers.

PRODUCT NAME	PRODUCT #	AGES	CAPACITY	PROTECTIVE AREA	COMPATIBILITY	MORE INFO
A. Hyperbolix™ 3' Deck to 3' Deck	714-694-33	2 - 12	8	-	KC	<a href="#">↗</a>
B. Hyperbolix™ Vertical	464-1	5 - 12	8	22' x 15' (6.7m x 4.6m)	FS	<a href="#">↗</a>
C. Hyperbolix™ Horizontal High	464-3	5 - 12	8	20' x 19' (6.1m x 5.8m)	FS	<a href="#">↗</a>
D. Hyperbolix™ Ground to 6' or 6'6" Deck	714-694-6	5 - 12	8	-	KC	<a href="#">↗</a>
E. Hyperbolix™ Angled	464-2	5 - 12	8	19' x 19' (5.8m x 5.8m)	FS	<a href="#">↗</a>
F. Hyperbolix™ Horizontal Low	464-4	5 - 12	8	20' x 19' (6.1m x 5.8m)	FS	<a href="#">↗</a>

Chimes Panel Insert  
714-715-209 | [KC](#) [TCX](#) [TC](#) [MT](#) [FS](#) | [★](#)

Freestanding Panel Insert Post  
451 | [FS](#) |



Make it Rain Panel Insert  
714-715-211 | [KC](#) [TCX](#) [TC](#) [MT](#) [FS](#) | [★](#)



3 Bell Panel Insert  
714-715-212 | [KC](#) [TC](#) [TCX](#) [MT](#) [FS](#) | [★](#)



Bongo Panel Insert  
714-715-213 | [KC](#) [TCX](#) [TC](#) [MT](#) [FS](#) | [★](#)



Tongue Drum Panel Insert  
714-715-214 | [KC](#) [TCX](#) [TC](#) [MT](#) [FS](#) | [★](#)

# Interactive

## Panels

Engage kids of all ages and abilities with Interactive Panels! These additions are a simple yet effective way to introduce accessible, sensory activity to your play space. Flick colorful switches and listen to the ring of chimes and laughter echo throughout your community!



Tumble Cog Panel Insert  
714-715-215 | [KC](#) [TCX](#) [TC](#) [MT](#) [FS](#) | [★](#)



Solar Explorer Panel Insert  
714-715-216 | [KC](#) [TC](#) [TCX](#) [MT](#) [FS](#) | [★](#)



# Modular Components

Indulge kids' curiosity with our Modular Components! Striking colors and adventurous angles set this equipment apart as kids make their way to and from structures—building their strength, coordination, and balance in the process! Kids can use these components as fuel for friendly competition, or simply enjoy their own sense of accomplishment upon completing their climb. **Left** Inversion Climber. **Middle** Inversion Climber and Upstop Climber. **Right** Shuttle Climber.

 [Learn more about the Modular Components product line.](#)

FEATURED  
PRODUCTS





Upstop Climber



A



B



C



D



E




F

**Thrills that Build Skills**

# Early Childhood

Our expanded offering of Early Childhood products help you create a one-of-a-kind area for the tots in your community! From challenging climbs to awe-inspiring panels, these products help children grow stronger and more independent as they prepare to take on their future.

PRODUCT NAME	PRODUCT #	AGES	CAPACITY	PROTECTIVE AREA	COMPATIBILY	MORE INFO
A. Attic Climber	714-696-4	2 - 12	3	-	KC	<a href="#">↗</a>
B. Flower Stand Panel	714-715-21B	2 - 12	1	-	KC FS	<a href="#">↗</a>
C. Thruway Panel	714-715-22B	2 - 12	1	-	KC FS	<a href="#">↗</a>
D. Widget Play Panel with Gears	714-715-23B	2 - 12	1	-	KC FS	<a href="#">↗</a>
Widget Play Panel without Gears	714-715-24B	2 - 12	1	-	KC FS	<a href="#">↗</a>
E. Intersection Climber	467	2 - 12	8	22' x 22' (6.7m x 6.7m)	FS	<a href="#">↗</a>
F. Balance and Bounce	948	2 - 12	7	18' x 17' (5.5m x 5.2m)	FS	<a href="#">↗</a>



EARLY CHILDHOOD

**Miracle helps  
kids of all ages  
build the skills  
they need to  
develop into  
future leaders.**

Let's Grow Together!




Miracle's Early Childhood products help children develop their cognitive and physical skills through exciting activity and exploration. Our slides not only offer a classic rush of adrenaline—they help build the vestibular system. Play Panels help to challenge a child's mind and inspire them to think outside the box. Meanwhile the colorful, playfully shaped Bongo® encourage children to engage with the world around them step by step.



Early Childhood excitement continues! Spring Riders and Play Sculptures are an excellent way to exercise both the imagination and the body, giving children the chance to explore across a more immersive play space. Our Mini City line similarly offers a tot-sized community where kids can emulate the ongoings of the neighborhood on their level. Swings are of course a staple for any playground, but with Early Childhood seats such as the Generation Swing, caretakers can bond with their toddler on a deeper level.

# Big Adventures Await Little Explorers!



 Learn more about Miracle's  
Early Childhood offerings.



MIRACLE RECREATION BELIEVES

**It is a happy  
talent to know  
how to PLAY!**

Ralph Waldo Emerson



PLAYGROUNDS FOR ALL™

**Miracle creates  
playgrounds that  
give everyone  
the chance to  
play, regardless  
of age or ability.**

Provide fun for all!

# Shaping the **Future** **of PLAY**®

Kids need playground equipment that enables them to discover their sense of self. At Miracle, we create modern, age-appropriate challenges and inclusive designs that help them to achieve just that! As we develop the next level of innovative play equipment, we use premium materials and techniques, ensuring that each piece meets or exceeds the highest safety standards. We prioritize safe, quality play as each generation of kids continues to create lifelong memories on the playground.





## What are Playgrounds for All™?


Designing inclusive play solutions is crucial when it comes to building community—especially in a nation where 1 in 6 children are diagnosed with a form of developmental disability\*. Miracle's Playgrounds for All™ are built to facilitate better opportunities for social interaction and provide engaging activities that everyone can enjoy.

\*Statistic reported by Centers for Disease Control and Prevention



## Who do Playgrounds for All™ benefit?

Families and friends of all ages and abilities can have fun at Playgrounds for All™! By exceeding the standards set by the Americans with Disabilities Act (ADA), we create play spaces that welcome everyone. From children using mobility devices to anyone who may become overstimulated by too much activity, we ensure that the needs of all visitors are taken into consideration.

 To help your inclusive design process, each of our product descriptions detail which sensory systems are engaged during play. **Find out more about building Playgrounds for All™.**



“

“One design aspect we believe to be very important is inclusivity. We wanted to build something that allowed everyone the opportunity to participate and have fun with each other and their families. Our playgrounds offer something for everyone of all abilities.”

Jeff Gregory  
Mayor of Elizabethtown, KY



CUSTOM PLAYGROUNDS

Inspire one-of-a-kind joy and excitement in your community.

Personalize Your Playground.

“

“Creating a customized playground gives us the opportunity to truly reflect a community’s culture and imagination. We’ve created multiple custom playgrounds with the expertise of our Custom Design Team at PlayPower. Their collaboration and creative ideas have provided our team and our customers with magical results beyond expectations.”

Kelly Spence  
Miracle Playground Sales



How does our custom design process work?

- ✓ Share your ideas with our Custom Design Studio.
- ✓ Let the Custom Design Studio make your playground a reality.
- ✓ Define and refine your design with the team.
- ✓ Get Ready to Play!



[Find out how to start building your custom playground.](#)

---

# Play Inspiration

Just like communities, play comes in all forms. Take a look at some of our most innovative playgrounds from across the country to see how you can bring play to your community!

**Chuck Taylor Memorial Playground**  
Martinsburg, West Virginia  
Metro Recreation





UTAH

## Springville

garrett Parks + Play



NASHVILLE, TENNESSEE

## Lipscomb Elementary

Miracle of KY and TN



REXBURG, IDAHO

## Nature Park

garrett Parks + Play



GREENSBURG, INDIANA

## Rebekah Park

Miracle Playgrounds of Indiana



MEMPHIS, TENNESSEE

## Ronald McDonald House® of Memphis

Miracle of KY and TN



HOMER GLEN, ILLINOIS

## Reed Elementary

Team REIL, Inc.



ESTHERVILLE, IOWA

## Ninja Playground in Mickelson Park

Boland Recreation

# play **Structures**



Shop by **Structure Type**

Shop by **Structure Size**

Extreme Generation

Mega Tower<sup>®</sup>

Kids' Choice<sup>®</sup>

Center Stage<sup>®</sup>

Tots' Choice<sup>®</sup>

Themed Play

Fitness Challenges

Toddlers' Choice<sup>®</sup>



### EXTREME GENERATION

This towering adventure playground provides challenging physical events for children seeking extreme play. Its design brings play to new heights, with innovative, fully-enclosed skyways that provide elaborate rope course-inspired activities far above ground—safely adding an element of perceived risk to any play space.



### MEGA TOWER®

With some of the highest enclosed slides in the industry, the Mega Tower structure reaches up to 25 feet tall and comes in double and triple-deck systems to make these playgrounds impressive and unforgettable.



### KIDS' CHOICE®

Kids' Choice elements are compatible with our other product lines and can be customized to fit any space and age group. These systems are built to last, with durable materials, smart coating, and heavy-duty 5-inch galvanized steel posts.



### CENTER STAGE®

Our Center Stage systems are designed around a single pedestal, keeping children in sight at all times. Their challenging play components are also designed to make these systems a centerpiece of any playground.



### TOTS' CHOICE®

The Tots' Choice system offers big play value, flexibility, and innovative features at any budget. It's our most budget-friendly product line ever, compatible with any age range and built to last with 3.5-inch posts.



### THEMED PLAY

Themed play spaces inspire imaginative role play and social cooperation. Just let us know what you have in mind — castles, trains, nature, ships, and more. Themed structures add extra character to any play space.



### FITNESS CHALLENGES

Our Fitness Challenges help kids develop flexibility and cardiovascular health while building coordination, balance, and endurance. Designed for ages 5-12, these modern play structures combine fun playground elements with physically challenging fitness components to keep kids fit and healthy.





### TODDLERS' CHOICE®



Our Toddler's Choice playgrounds pack big fun into a small system designed especially for 2-5 year olds. These structures have been a top choice for years— not just with toddlers, but also with daycares, preschools, and churches.





Back View

PRODUCT NUMBER	XG221087
AGES	5 - 12
CAPACITY	110-120
ELEVATED ACTIVITIES	13
GROUND ACTIVITIES	4
PROTECTIVE AREA	70' x 53' (21.3m x 16.2m)
WEIGHT	20,210 lb (9,166 kg)
MORE INFO	 



PRODUCT NUMBER	XG221085
AGES	5 - 12
CAPACITY	65-75
ELEVATED ACTIVITIES	7
GROUND ACTIVITIES	2
PROTECTIVE AREA	66' x 38' (20.1m x 11.6m)
WEIGHT	11,920 lb (5,406 kg)
MORE INFO	 





PRODUCT NUMBER	XG221088
AGES	5 - 12
CAPACITY	170-180
ELEVATED ACTIVITIES	13
GROUND ACTIVITIES	5
PROTECTIVE AREA	64' x 60' (19.5m x 18.3m)
WEIGHT	35,895 lb (16,279 kg)
MORE INFO	 





All equipment for sale on this page meets ADA requirements. Miracle® strongly suggests that a safety sign stating age appropriateness and safety rules be displayed on every playground. All play equipment must be installed over an appropriate, impact-absorbing surface that complies with ASTM or CSA standards, unless otherwise noted. Actual colors may vary. Freestanding equipment sold separately.



Miracle-Recreation.com



PRODUCT NUMBER	714-S654
AGES	5 - 12
CAPACITY	70-80
ELEVATED ACTIVITIES	9
GROUND ACTIVITIES	3
PROTECTIVE AREA	43' x 40' (13.1m x 12.2m)
WEIGHT	7,480 lb (3,392 kg)
MORE INFO	 





PRODUCT NUMBER	714-S665
AGES	5 - 12
CAPACITY	120-130
ELEVATED ACTIVITIES	14
GROUND ACTIVITIES	5
PROTECTIVE AREA	45' x 57' (13.7m x 17.4m)
WEIGHT	11,160 lb (5,061 kg)
MORE INFO	 







PRODUCT NUMBER	714-S679
AGES	5 - 12
CAPACITY	235-245
ELEVATED ACTIVITIES	28
GROUND ACTIVITIES	7
PROTECTIVE AREA	93' x 58' (28.4m x 17.7m)
WEIGHT	19,185 lb (8,701 kg)
MORE INFO	 





PRODUCT NUMBER	714-S657
AGES	5 - 12
CAPACITY	90-100
ELEVATED ACTIVITIES	12
GROUND ACTIVITIES	4
PROTECTIVE AREA	40' x 38' (12.2m x 11.6m)
WEIGHT	7,840 lb (3,556 kg)
MORE INFO	 



PRODUCT NUMBER	714-S677
AGES	5 - 12
CAPACITY	95-105
ELEVATED ACTIVITIES	15
GROUND ACTIVITIES	5
PROTECTIVE AREA	67' x 52' (20.4m x 15.9m)
WEIGHT	11,545 lb (5,236 kg)
MORE INFO	 





All equipment for sale on this page meets ADA requirements. Miracle® strongly suggests that a safety sign stating age appropriateness and safety rules be displayed on every playground. All play equipment must be installed over an appropriate, impact-absorbing surface that complies with ASTM or CSA standards, unless otherwise noted. Actual colors may vary. Freestanding equipment sold separately.

PRODUCT NUMBER	714-S676
AGES	5 - 12
CAPACITY	100-110
ELEVATED ACTIVITIES	16
GROUND ACTIVITIES	5
PROTECTIVE AREA	58' x 51' (17.7m x 15.5m)
WEIGHT	10,590 lb (4,803 kg)
MORE INFO	 







PRODUCT NUMBER	714-S674
AGES	5 - 12
CAPACITY	95-105
ELEVATED ACTIVITIES	15
GROUND ACTIVITIES	5
PROTECTIVE AREA	49' x 43' (14.9m x 13.1m)
WEIGHT	9,950 lb (4,512 kg)
MORE INFO	 





PRODUCT NUMBER	714-S699
AGES	5 - 12
CAPACITY	120-130
ELEVATED ACTIVITIES	18
GROUND ACTIVITIES	6
PROTECTIVE AREA	50' x 52' (15.2m x 15.9m)
WEIGHT	12,628 lb (5,727 kg)
MORE INFO	 



PRODUCT NUMBER	714-S678
AGES	5 - 12
CAPACITY	140-150
ELEVATED ACTIVITIES	15
GROUND ACTIVITIES	5
PROTECTIVE AREA	71' x 59' (21.6m x 18.0m)
WEIGHT	14,185 lb (6,433 kg)
MORE INFO	 

PRODUCT NUMBER	714-S675
AGES	5 - 12
CAPACITY	110-120
ELEVATED ACTIVITIES	16
GROUND ACTIVITIES	5
PROTECTIVE AREA	49' x 54' (14.9m x 16.5m)
WEIGHT	11,695 lb (5,304 kg)
MORE INFO	 

All equipment for sale on this page meets ADA requirements. Miracle® strongly suggests that a safety sign stating age appropriateness and safety rules be displayed on every playground. All play equipment must be installed over an appropriate, impact-absorbing surface that complies with ASTM or CSA standards, unless otherwise noted. Actual colors may vary. Freestanding equipment sold separately.



PRODUCT NUMBER	714-S635
AGES	5 - 12
CAPACITY	195-205
ELEVATED ACTIVITIES	21
GROUND ACTIVITIES	2
PROTECTIVE AREA	68' x 56' (20.7m x 17.1m)
WEIGHT	18,850 lb (8,549 kg)
MORE INFO	 









PlaySoleil



PRODUCT NUMBER	714-S682
AGES	2 - 12
CAPACITY	45-55
ELEVATED ACTIVITIES	6
GROUND ACTIVITIES	2
PROTECTIVE AREA	36' x 32' (11.0m x 9.8m)
WEIGHT	4,310 lb (1,955 kg)
MORE INFO	 

PRODUCT NUMBER	714-S660
AGES	5 - 12
CAPACITY	100-110
ELEVATED ACTIVITIES	13
GROUND ACTIVITIES	5
PROTECTIVE AREA	56' x 44' (17.1m x 13.4m)
WEIGHT	8,405 lb (3,812 kg)
MORE INFO	 





PRODUCT NUMBER	714-S684
AGES	5 - 12
CAPACITY	140-150
ELEVATED ACTIVITIES	13
GROUND ACTIVITIES	8
PROTECTIVE AREA	61' x 55' (18.6m x 16.8m)
WEIGHT	8,805 lb (3,993 kg)
MORE INFO	 







Back View





PRODUCT NUMBER	714-S683
AGES	5 - 12
CAPACITY	80-90
ELEVATED ACTIVITIES	12
GROUND ACTIVITIES	5
PROTECTIVE AREA	52' x 48' (15.9m x 14.6m)
WEIGHT	7,645 lb (3,467 kg)
MORE INFO	 



PRODUCT NUMBER	714-S680
AGES	2 - 12
CAPACITY	70-80
ELEVATED ACTIVITIES	10
GROUND ACTIVITIES	6
PROTECTIVE AREA	39' x 38' (11.9m x 11.6m)
WEIGHT	5,365 lb (2,433 kg)
MORE INFO	 

PRODUCT NUMBER	714-S698
AGES	5 - 12
CAPACITY	60-70
ELEVATED ACTIVITIES	8
GROUND ACTIVITIES	4
PROTECTIVE AREA	46' x 38' (14.0m x 11.6m)
WEIGHT	4,295 lb (1,948 kg)
MORE INFO	 





PRODUCT NUMBER	714-S681
AGES	2 - 12
CAPACITY	85-95
ELEVATED ACTIVITIES	13
GROUND ACTIVITIES	5
PROTECTIVE AREA	43' x 40' (13.1m x 12.2m)
WEIGHT	6,555 lb (2,973 kg)
MORE INFO	 





Back View



PRODUCT NUMBER	714-S697
AGES	5 - 12
CAPACITY	90-100
ELEVATED ACTIVITIES	12
GROUND ACTIVITIES	5
PROTECTIVE AREA	47' x 42' (14.3m x 12.8m)
WEIGHT	6,890 lb (3,125 kg)
MORE INFO	 





All equipment for sale on this page meets ADA requirements. Miracle® strongly suggests that a safety sign stating age appropriateness and safety rules be displayed on every playground. All play equipment must be installed over an appropriate, impact-absorbing surface that complies with ASTM or CSA standards, unless otherwise noted. Actual colors may vary. Freestanding equipment sold separately.





Miracle-Recreation.com





Back View

PRODUCT NUMBER	714-S696
AGES	5 - 12
CAPACITY	80-90
ELEVATED ACTIVITIES	11
GROUND ACTIVITIES	4
PROTECTIVE AREA	44' x 53' (13.4m x 16.2m)
WEIGHT	6,528 lb (2,961 kg)
MORE INFO	 





PRODUCT NUMBER	714-S667
AGES	5 - 12
CAPACITY	95-105
ELEVATED ACTIVITIES	10
GROUND ACTIVITIES	5
PROTECTIVE AREA	55' x 48' (16.8m x 14.6m)
WEIGHT	6,955 lb (3,154 kg)
MORE INFO	 





PRODUCT NUMBER	714-S629
AGES	5 - 12
CAPACITY	90-100
ELEVATED ACTIVITIES	11
GROUND ACTIVITIES	4
PROTECTIVE AREA	50' x 48' (15.2m x 14.6m)
WEIGHT	8,645 lb (3,921 kg)
MORE INFO	 





PRODUCT NUMBER	714-S474
AGES	2 - 12
CAPACITY	45-55
ELEVATED ACTIVITIES	8
GROUND ACTIVITIES	2
PROTECTIVE AREA	40' x 29' (12.2m x 8.8m)
WEIGHT	3,905 lb (1,771 kg)
MORE INFO	 









PRODUCT NUMBER	714-S564
AGES	5 - 12
CAPACITY	85-95
ELEVATED ACTIVITIES	12
GROUND ACTIVITIES	4
PROTECTIVE AREA	53' x 43' (16.2m x 13.1m)
WEIGHT	6,870 lb (3,116 kg)
MORE INFO	 





PRODUCT NUMBER	714-S630
AGES	5 - 12
CAPACITY	75-85
ELEVATED ACTIVITIES	10
GROUND ACTIVITIES	3
PROTECTIVE AREA	52' x 38' (15.9m x 11.6m)
WEIGHT	7,400 lb (3,356 kg)
MORE INFO	 

PRODUCT NUMBER	714-S628
AGES	2 - 12
CAPACITY	60-70
ELEVATED ACTIVITIES	9
GROUND ACTIVITIES	5
PROTECTIVE AREA	42' x 40' (12.8m x 12.2m)
WEIGHT	4,820 lb (2,186 kg)
MORE INFO	 







PRODUCT NUMBER	714-S562
AGES	2 - 5
CAPACITY	35-45
ELEVATED ACTIVITIES	7
GROUND ACTIVITIES	2
PROTECTIVE AREA	37' x 33' (11.3m x 10.1m)
WEIGHT	2,725 lb (1,236 kg)
MORE INFO	 



PRODUCT NUMBER	714-S627
AGES	5 - 12
CAPACITY	30-40
ELEVATED ACTIVITIES	5
GROUND ACTIVITIES	0
PROTECTIVE AREA	36' x 35' (11.0m x 10.7m)
WEIGHT	3,910 lb (1,773 kg)
MORE INFO	 






PRODUCT NUMBER	704-S088
AGES	2 - 12
CAPACITY	45-55
ELEVATED ACTIVITIES	7
GROUND ACTIVITIES	4
PROTECTIVE AREA	43' x 32' (13.1m x 9.8m)
WEIGHT	4,795 lb (2,175 kg)
MORE INFO	 


PRODUCT NUMBER	704-S091
AGES	5 - 12
CAPACITY	80-90
ELEVATED ACTIVITIES	11
GROUND ACTIVITIES	4
PROTECTIVE AREA	46' x 39' (14.0m x 11.9m)
WEIGHT	4,690 lb (2,127 kg)
MORE INFO	 





## PlaySoTeil







PRODUCT NUMBER	718-S228
AGES	2 - 5
CAPACITY	20-30
ELEVATED ACTIVITIES	3
GROUND ACTIVITIES	2
PROTECTIVE AREA	27' x 25' (8.2m x 7.6m)
WEIGHT	1,370 lb (621 kg)
MORE INFO	 



PRODUCT NUMBER	718-S209
AGES	2 - 5
CAPACITY	40-50
ELEVATED ACTIVITIES	8
GROUND ACTIVITIES	5
PROTECTIVE AREA	32' x 32' (9.8m x 9.8m)
WEIGHT	2,175 lb (986 kg)
MORE INFO	 







PRODUCT NUMBER	718-S229
AGES	2 - 5
CAPACITY	40-50
ELEVATED ACTIVITIES	7
GROUND ACTIVITIES	3
PROTECTIVE AREA	35' x 30' (10.7m x 9.1m)
WEIGHT	2,270 lb (1,029 kg)
MORE INFO	 

PRODUCT NUMBER	718-S230
AGES	2 - 5
CAPACITY	25-35
ELEVATED ACTIVITIES	5
GROUND ACTIVITIES	2
PROTECTIVE AREA	27' x 34' (8.2m x 10.4m)
WEIGHT	2,185 lb (991 kg)
MORE INFO	 









PRODUCT NUMBER	718-S234
AGES	2 - 5
CAPACITY	35-45
ELEVATED ACTIVITIES	7
GROUND ACTIVITIES	4
PROTECTIVE AREA	31' x 34' (9.5m x 10.4m)
WEIGHT	3,010 lb (1,365 kg)
MORE INFO	 

PRODUCT NUMBER	704-S097
AGES	5 - 12
CAPACITY	60-70
ELEVATED ACTIVITIES	10
GROUND ACTIVITIES	3
PROTECTIVE AREA	47' x 43' (14.3m x 13.1m)
WEIGHT	8,539 lb (3,873 kg)
MORE INFO	 









PRODUCT NUMBER	714-S623
AGES	5 - 12
CAPACITY	110-120
ELEVATED ACTIVITIES	14
GROUND ACTIVITIES	5
PROTECTIVE AREA	48' x 37' (14.6m x 11.3m)
WEIGHT	8,460 lb (3,837 kg)
MORE INFO	 



PRODUCT NUMBER	714-S626
AGES	5 - 12
CAPACITY	50-60
ELEVATED ACTIVITIES	7
GROUND ACTIVITIES	2
PROTECTIVE AREA	43' x 31' (13.1m x 9.5m)
WEIGHT	6,500 lb (2,948 kg)
MORE INFO	 





PRODUCT NUMBER	714-S625
AGES	5 - 12
CAPACITY	80-90
ELEVATED ACTIVITIES	9
GROUND ACTIVITIES	3
PROTECTIVE AREA	43' x 44' (13.1m x 13.4m)
WEIGHT	13,445 lb (6,098 kg)
MORE INFO	 

PRODUCT NUMBER	714-S661
AGES	5 - 12
CAPACITY	60-70
ELEVATED ACTIVITIES	9
GROUND ACTIVITIES	3
PROTECTIVE AREA	41' x 35' (12.5m x 10.7m)
WEIGHT	5,879 lb (2,666 kg)
MORE INFO	 





PRODUCT NUMBER	714-S624
AGES	5 - 12
CAPACITY	55-65
ELEVATED ACTIVITIES	9
GROUND ACTIVITIES	5
PROTECTIVE AREA	40' x 35' (12.2m x 10.7m)
WEIGHT	4,980 lb (2,259 kg)
MORE INFO	 





PRODUCT NUMBER	714-S622
AGES	2 - 12
CAPACITY	50-60
ELEVATED ACTIVITIES	7
GROUND ACTIVITIES	3
PROTECTIVE AREA	45' x 33' (13.7m x 10.1m)
WEIGHT	5,360 lb (2,431 kg)
MORE INFO	 







PRODUCT NUMBER	454-S001
AGES	5 - 12
CAPACITY	45-55
ELEVATED ACTIVITIES	0
GROUND ACTIVITIES	5
PROTECTIVE AREA	97' x 24' (29.6m x 7.3m)
WEIGHT	2,910 lb (1,320 kg)
MORE INFO	 







PRODUCT NUMBER	714-S685
AGES	5 - 12
CAPACITY	40-50
ELEVATED ACTIVITIES	0
GROUND ACTIVITIES	6
PROTECTIVE AREA	48' x 37' (14.6m x 11.3m)
WEIGHT	1,985 lb (900 kg)
MORE INFO	 



PRODUCT NUMBER	454-S008
AGES	5 - 12
CAPACITY	20-30
ELEVATED ACTIVITIES	0
GROUND ACTIVITIES	3
PROTECTIVE AREA	73' x 26' (22.3m x 7.9m)
WEIGHT	2,105 lb (955 kg)
MORE INFO	 





PRODUCT NUMBER	704-S090
AGES	5 - 12
CAPACITY	35-45
ELEVATED ACTIVITIES	0
GROUND ACTIVITIES	6
PROTECTIVE AREA	41' x 35' (12.5m x 10.7m)
WEIGHT	1,635 lb (742 kg)
MORE INFO	 



PRODUCT NUMBER	714-S686
AGES	5 - 12
CAPACITY	55-65
ELEVATED ACTIVITIES	0
GROUND ACTIVITIES	10
PROTECTIVE AREA	45' x 39' (13.7m x 11.9m)
WEIGHT	3,125 lb (1,417 kg)
MORE INFO	 





PRODUCT NUMBER	454-S002
AGES	5 - 12
CAPACITY	80-90
ELEVATED ACTIVITIES	0
GROUND ACTIVITIES	9
PROTECTIVE AREA	77' x 55' (23.5m x 16.8m)
WEIGHT	4,665 lb (2,116 kg)
MORE INFO	 



PRODUCT NUMBER	454-S009
AGES	5 - 12
CAPACITY	100-110
ELEVATED ACTIVITIES	0
GROUND ACTIVITIES	12
PROTECTIVE AREA	121' x 88' (36.9m x 26.8m)
WEIGHT	7,420 lb (3,365 kg)
MORE INFO	 





All equipment for sale on this page meets ADA requirements. Miracle® strongly suggests that a safety sign stating age appropriateness and safety rules be displayed on every playground. All play equipment must be installed over an appropriate, impact-absorbing surface that complies with ASTM or CSA standards, unless otherwise noted. Actual colors may vary. Freestanding equipment sold separately.





Miracle-Recreation.com







PRODUCT NUMBER	454-S007
AGES	5 - 12
CAPACITY	45-55
ELEVATED ACTIVITIES	0
GROUND ACTIVITIES	6
PROTECTIVE AREA	113' x 46' (34.4m x 14.0m)
WEIGHT	3,660 lb (1,660 kg)
MORE INFO	 



PRODUCT NUMBER	733-001PI
AGES	2 - 5
CAPACITY	20-25
ELEVATED ACTIVITIES	10
GROUND ACTIVITIES	1
PROTECTIVE AREA	31' x 29' (9.5m x 8.8m)
WEIGHT	1,610 lb (730 kg)
MORE INFO	 



PRODUCT NUMBER	733-002PI
AGES	2 - 5
CAPACITY	15-20
ELEVATED ACTIVITIES	8
GROUND ACTIVITIES	0
PROTECTIVE AREA	27' x 27' (8.2m x 8.2m)
WEIGHT	1,340 lb (608 kg)
MORE INFO	 

PRODUCT NUMBER	733-003NI
AGES	2 - 5
CAPACITY	5-10
ELEVATED ACTIVITIES	3
GROUND ACTIVITIES	1
PROTECTIVE AREA	21' x 23' (6.4m x 7.0m)
WEIGHT	600 lb (272 kg)
MORE INFO	 



# Shop by Size

Protective area shown from smallest to largest

SYSTEM	PRODUCT #	AGES	CAPACITY	PROTECTIVE AREA	WEIGHT	MORE INFO
Toddlers' Choice	733-003NI	2 - 5	5-10	21' x 23' (6.4m x 7.0m)	600 lb (272 kg)	<a href="#">↗</a>
Toddlers' Choice	733-003PI	2 - 5	5-10	21' x 23' (6.4m x 7.0m)	600 lb (272 kg)	<a href="#">↗</a>
Toddlers' Choice	733-002NI	2 - 5	15-20	27' x 27' (8.2m x 8.2m)	1,340 lb (608 kg)	<a href="#">↗</a>
Toddlers' Choice	733-002PI	2 - 5	15-20	27' x 27' (8.2m x 8.2m)	1,340 lb (608 kg)	<a href="#">↗</a>
Tots' Choice	718-S228	2 - 5	20-30	27' x 25' (8.2m x 7.6m)	1,370 lb (621 kg)	<a href="#">↗</a>
Tots' Choice	718-S230	2 - 5	25-35	27' x 34' (8.2m x 10.4m)	2,185 lb (991 kg)	<a href="#">↗</a>
Toddlers' Choice	733-001NI	2 - 5	20-25	31' x 29' (9.5m x 8.8m)	1,610 lb (730 kg)	<a href="#">↗</a>
Toddlers' Choice	733-001PI	2 - 5	20-25	31' x 29' (9.5m x 8.8m)	1,610 lb (730 kg)	<a href="#">↗</a>
Tots' Choice	718-S234	2 - 5	35-45	31' x 34' (9.5m x 10.4m)	3,010 lb (1,365 kg)	<a href="#">↗</a>
Tots' Choice	718-S209	2 - 5	40-50	32' x 32' (9.8m x 9.8m)	2,175 lb (986 kg)	<a href="#">↗</a>
Tots' Choice	718-S229	2 - 5	40-50	35' x 30' (10.7m x 9.1m)	2,270 lb (1,029 kg)	<a href="#">↗</a>
Center Stage	714-S627	5 - 12	30-40	36' x 35' (11.0m x 10.7m)	3,910 lb (1,773 kg)	<a href="#">↗</a>
Kids' Choice	714-S682	2 - 12	45-55	36' x 32' (11.0m x 9.8m)	4,310 lb (1,955 kg)	<a href="#">↗</a>
Center Stage	714-S562	2 - 5	35-45	37' x 33' (11.3m x 10.1m)	2,725 lb (1,236 kg)	<a href="#">↗</a>
Kids' Choice	714-S680	2 - 12	70-80	39' x 38' (11.9m x 11.6m)	5,365 lb (2,433 kg)	<a href="#">↗</a>
Center Stage	714-S474	2 - 12	45-55	40' x 29' (12.2m x 8.8m)	3,905 lb (1,771 kg)	<a href="#">↗</a>
Kids' Choice	714-S624	5 - 12	55-65	40' x 35' (12.2m x 10.7m)	4,980 lb (2,259 kg)	<a href="#">↗</a>
Mega Tower	714-S657	5 - 12	90-100	40' x 38' (12.2m x 11.6m)	7,840 lb (3,556 kg)	<a href="#">↗</a>
Kids' Choice	714-S661	5 - 12	60-70	41' x 35' (12.5m x 10.7m)	5,879 lb (2,666 kg)	<a href="#">↗</a>
Tots' Choice Expansion	704-S090	5 - 12	35-45	41' x 35' (12.5m x 10.7m)	1,635 lb (742 kg)	<a href="#">↗</a>
Center Stage	714-S628	2 - 12	60-70	42' x 40' (12.8m x 12.2m)	4,820 lb (2,186 kg)	<a href="#">↗</a>
Kids' Choice	714-S625	5 - 12	80-90	43' x 44' (13.1m x 13.4m)	13,445 lb (6,098 kg)	<a href="#">↗</a>
Kids' Choice	714-S626	5 - 12	50-60	43' x 31' (13.1m x 9.5m)	6,500 lb (2,948 kg)	<a href="#">↗</a>
Tots' Choice Expansion	704-S088	2 - 12	45-55	43' x 32' (13.1m x 9.8m)	4,795 lb (2,175 kg)	<a href="#">↗</a>
Mega Tower	714-S654	5 - 12	70-80	43' x 40' (13.1m x 12.2m)	7,480 lb (3,392 kg)	<a href="#">↗</a>
Kids' Choice	714-S681	2 - 12	85-95	43' x 40' (13.1m x 12.2m)	6,555 lb (2,973 kg)	<a href="#">↗</a>
Kids' Choice	714-S696	5 - 12	80-90	44' x 53' (13.4m x 16.2m)	6,528 lb (2,961 kg)	<a href="#">↗</a>
Kids' Choice	714-S622	2 - 12	50-60	45' x 33' (13.7m x 10.1m)	5,360 lb (2,431 kg)	<a href="#">↗</a>

SYSTEM	PRODUCT #	AGES	CAPACITY	PROTECTIVE AREA	WEIGHT	MORE INFO
Fitness Challenge	454-S002	5 - 12	80-90	77' x 55' (23.5m x 16.8m)	4,665 lb (2,116 kg)	<a href="#">↗</a>
Center Stage	714-S628	2 - 12	60-70	42' x 40' (12.8m x 12.2m)	4,820 lb (2,186 kg)	<a href="#">↗</a>
Kids' Choice	714-S626	5 - 12	50-60	43' x 31' (13.1m x 9.5m)	6,500 lb (2,948 kg)	<a href="#">↗</a>
Kids' Choice	714-S696	5 - 12	80-90	44' x 53' (13.4m x 16.2m)	6,528 lb (2,961 kg)	<a href="#">↗</a>
Fitness Challenge	454-S006	5 - 12	70-80	92' x 57' (28.0m x 17.4m)	5,675 lb (2,574 kg)	<a href="#">↗</a>
Kids' Choice	714-S661	5 - 12	60-70	41' x 35' (12.5m x 10.7m)	5,879 lb (2,666 kg)	<a href="#">↗</a>
Center Stage	714-S630	5 - 12	75-85	52' x 38' (15.9m x 11.6m)	7,400 lb (3,356 kg)	<a href="#">↗</a>
Mega Tower	714-S654	5 - 12	70-80	43' x 40' (13.1m x 12.2m)	7,480 lb (3,392 kg)	<a href="#">↗</a>
Tots' Choice Expansion	704-S097	5 - 12	60-70	47' x 43' (14.3m x 13.1m)	8,539 lb (3,873 kg)	<a href="#">↗</a>
Center Stage	714-S629	5 - 12	90-100	50' x 48' (15.2m x 14.6m)	8,645 lb (3,921 kg)	<a href="#">↗</a>
Kids' Choice	714-S697	5 - 12	90-100	47' x 42' (14.3m x 12.8m)	6,890 lb (3,125 kg)	<a href="#">↗</a>
Kids' Choice	714-S683	5 - 12	80-90	52' x 48' (15.9m x 14.6m)	7,645 lb (3,467 kg)	<a href="#">↗</a>
Fitness Challenge	454-S009	5 - 12	100-110	121' x 88' (36.9m x 26.8m)	7,420 lb (3,365 kg)	<a href="#">↗</a>
Center Stage	714-S564	5 - 12	85-95	53' x 43' (16.2m x 13.1m)	6,870 lb (3,116 kg)	<a href="#">↗</a>
Kids' Choice	714-S625	5 - 12	80-90	43' x 44' (13.1m x 13.4m)	13,445 lb (6,098 kg)	<a href="#">↗</a>
Fitness Challenge	454-S003	5 - 12	130-140	118' x 70' (36.0m x 21.3m)	10,400 lb (4,717 kg)	<a href="#">↗</a>
Kids' Choice	714-S660	5 - 12	100-110	56' x 44' (17.1m x 13.4m)	8,405 lb (3,812 kg)	<a href="#">↗</a>
Kids' Choice	714-S667	5 - 12	95-105	55' x 48' (16.8m x 14.6m)	6,955 lb (3,154 kg)	<a href="#">↗</a>
Kids' Choice	714-S684	5 - 12	140-150	61' x 55' (18.6m x 16.8m)	8,805 lb (3,993 kg)	<a href="#">↗</a>
Mega Tower	714-S657	5 - 12	90-100	40' x 38' (12.2m x 11.6m)	7,840 lb (3,556 kg)	<a href="#">↗</a>
Kids' Choice	714-S623	5 - 12	110-120	48' x 37' (14.6m x 11.3m)	8,460 lb (3,837 kg)	<a href="#">↗</a>
Mega Tower	714-S674	5 - 12	95-105	49' x 43' (14.9m x 13.1m)	9,950 lb (4,512 kg)	<a href="#">↗</a>
Mega Tower	714-S676	5 - 12	100-110	58' x 51' (17.7m x 15.5m)	10,590 lb (4,803 kg)	<a href="#">↗</a>
Mega Tower	714-S665	5 - 12	120-130	45' x 57' (13.7m x 17.4m)	11,160 lb (5,061 kg)	<a href="#">↗</a>
Mega Tower	714-S675	5 - 12	110-120	49' x 54' (14.9m x 16.5m)	11,695 lb (5,304 kg)	<a href="#">↗</a>
Kids' Choice	714-S699	5 - 12	120-130	50' x 52' (15.2m x 15.9m)	12,628 lb (5,727 kg)	<a href="#">↗</a>
Extreme Generation	XG221085	5 - 12	65-75	66' x 38' (20.1m x 11.6m)	11,920 lb (5,406 kg)	<a href="#">↗</a>
Mega Tower	714-S677	5 - 12	95-105	67' x 52' (20.4m x 15.9m)	11,545 lb (5,236 kg)	<a href="#">↗</a>
Mega Tower	714-S678	5 - 12	140-150	71' x 59' (21.6m x 18.0m)	14,185 lb (6,433 kg)	<a href="#">↗</a>
Mega Tower	714-S679	5 - 12	235-245	93' x 58' (28.4m x 17.7m)	19,185 lb (8,701 kg)	<a href="#">↗</a>
Mega Tower	714-S635	5 - 12	195-205	68' x 56' (20.7m x 17.1m)	18,850 lb (8,549 kg)	<a href="#">↗</a>
Extreme Generation	XG221087	5 - 12	110-120	70' x 53' (21.3m x 16.2m)	20,210 lb (9,166 kg)	<a href="#">↗</a>
Extreme Generation	XG221088	5 - 12	170-180	64' x 60' (19.5m x 18.3m)	35,895 lb (16,279 kg)	<a href="#">↗</a>



# play **Components**



Climbers

Crawl Tubes

Overhead Climbers

Nets + Gliders

Slides

Sensory Panels

Play Panels

Themed Panels

Barriers

Accessories

# Wild Angles

Set your curiosity free as you explore these angular climbers! Each innovative piece features modern design that catches the eyes and challenges the hands and feet. From components to freestanding equipment, these climbers encourage kids to explore to their heart's content.



Shuttle Climber  
714-692-14 | [KC](#) [TCX](#) [TC](#) |



Terrain Climber  
714-692-3 | [KC](#) [TCX](#) [TC](#) |



Airtime Climber  
714-692-425 | [KC](#) [TCX](#) [FS](#) |



Upstop Climber  
714-692-25 | [KC](#) [TCX](#) [TC](#) |



Inversion Climber  
714-692-55 | [KC](#) |



Crossway Climber - Large  
454-1 | [KC](#) [TC](#) [TCX](#) [FS](#) |




Crossway Climber - Small  
454-2 | [KC](#) [TC](#) [TCX](#) [FS](#) |





Tapered Tower  
454-4 | [KC](#) [TC](#) [TCX](#) [FS](#) |

# Geometry of Climbing

Climbers of varying shapes can challenge and help kids to develop in different ways. The rounded rungs of Circles Climber offer a path that emphasizes decision-making skills and flexibility, while the corners of Hex Climber focus on strength and coordination.


Vertical Rings with 8' Deck  
714-525-8 |  |



Circles Climber  
714-695-5 |   |

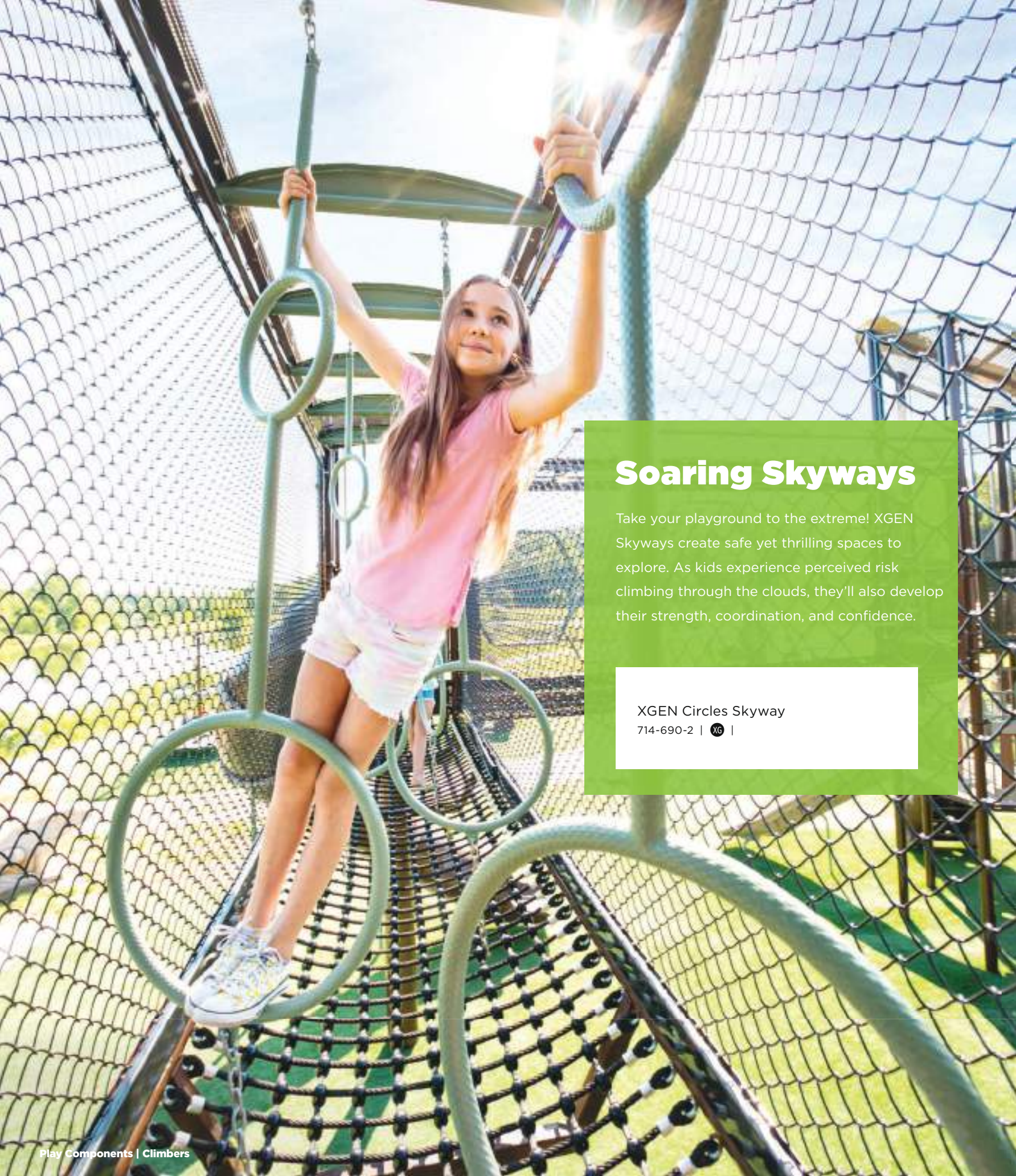
Hex Climber to 3' Deck  
714-693-3 |    |



Circles Bridge Under 8' Burma Bridge  
714-723-5 |  |


Hex Climber 4' Deck to 4' Deck  
714-693-48 |  |





## Soaring Skyways

Take your playground to the extreme! XGEN Skyways create safe yet thrilling spaces to explore. As kids experience perceived risk climbing through the clouds, they'll also develop their strength, coordination, and confidence.

XGEN Circles Skyway  
714-690-2 |  |



XGEN Belts Skyway  
714-690-1 |  |



XGEN Hive Skyway  
714-690-3 |  |



Dome Climber with Orbs  
714-691-5 | [KC](#) |



Alpha Climber  
714-647-4 | [KC](#) [MT](#) |



Buttress Ladder Climber  
714-667-21 | [KC](#) [MT](#) [FS](#) |



Buttress Hybrid Climber  
714-667-22 | [KC](#) [MT](#) [FS](#) |



JAX® Rizer  
714-658 | [KC](#) [MT](#) |



Linkz™ Butterfly  
714-659-5 | [KC](#) [MT](#) [FS](#) |



Linkz™ Rope  
714-660-6 | [KC](#) [MT](#) [FS](#) |



Buttress Panel Climber  
714-667-23 | [KC](#) [MT](#) [FS](#) |



Buttress Rope Climber  
714-667-37 | [KC](#) [MT](#) |

## Science of Play


The need to play is in our DNA! Overcoming obstacles, achieving new goals, and exercising muscles help kids develop into healthy adults that lead active lifestyles. By creating innovative equipment that challenges the mind and the body, we help inspire the next generation of leaders.

DNA Climber to Deck  
714-661-5 | [KC](#) [TC](#) [TCX](#) [MT](#) |

# Hyperbolix™

Hyperbolix is as fun to incorporate into your play space as it is to play on! Featuring versatile construction, Hyperbolix can be used as a component that connects decks or featured as a standalone climbing event. Hyperbolix pieces can also be combined to form an extended climbing experience. The center can be covered with flextread for kids to step and sit on, or left open for them to crawl through. The exploration is never-ending!



Hyperbolix™ Ground to 6' or 6'6" Deck  
714-694-6 |  |



Hyperbolix™ 3' Deck to 3' Deck  
714-694-33 |  |

# Imagination Play

Get minds moving as much as bodies by introducing whimsical elements to your play space! Our imaginative equipment inspires countless play scenarios while helping to create a one-of-a-kind landscape for your community.

Grizz-Lee Bear Climber  
714-624-2 | [KC](#) [TCX](#) [MT](#) |



Log Climber  
714-623C | [KC](#) [TC](#) [TCX](#) [MT](#) |



Bear Paw Climber  
714-623S | [KC](#) [TC](#) [TCX](#) [MT](#) |



Big Timber® Bear Paw with Rock Climber  
714-634S | [KC](#) [TC](#) [TCX](#) [MT](#) |



Big Kahuna® Climber  
714-752-2 | [KC](#) [TCX](#) [MT](#) |



Log with Rock Climber Right  
714-634-CR | [KC](#) [TCX](#) [MT](#) [TC](#) |



Big Timber® Hollow Log Climber  
714-966-1C | [KC](#) [TCX](#) [MT](#) |



Fossil Bluff Climber  
714-738-88 | [KC](#) [TCX](#) |



Sloped Climbing Wall  
714-757-28 | [KC](#) [TC](#) [TCX](#) [MT](#) |



45° Sloped Climbing Wall  
714-757-34 | [KC](#) [TC](#) [TCX](#) [MT](#) |



Train Cow Catcher Climber  
714-757-34TRN | [KC](#) |



Boulder Ridge® Rock Wall  
714-8192-D | [KC](#) [TCX](#) |



Bongo® Stumps with Hand Support  
714-628-31 | [KC](#) [TC](#) [TCX](#) [MT](#) |



Bongo® Perch  
714-772 | [FS](#) [KC](#) [TCX](#) [TC](#) [MT](#) |



Bongo® Steps  
714-774-3 | [KC](#) [TC](#) [TCX](#) [MT](#) |



Mast Ladder  
714-718 | [KC](#) [TCX](#) [MT](#) |



Monkey Vines for Burma Bridge  
714-723-8 | [KC](#) [TCX](#) [MT](#) |



Honeycomb Climber  
714-755-4 | [KC](#) [TC](#) [TCX](#) [MT](#) |



Bongo® Steps with Hand Support  
714-774-31 | [KC](#) [TC](#) [TCX](#) [MT](#) |



Bongo® Suspension Bridge Climber  
714-783 | [KC](#) [TCX](#) [MT](#) |




Bongo® Jungle Climber - 3'  
714-786-15 | [KC](#) [MT](#) |



Vertical Cargo Climber  
714-844-4 | [KC](#) [TC](#) [TCX](#) [MT](#) |



Curved Cable Rope Climber  
714-917-5 | [KC](#) |



C-Shaped Bongo® Jungle Climber  
714-786-66 | [KC](#) [MT](#) |



S-Shaped Bongo® Climber  
714-792-3L | [KC](#) [TCX](#) |



Bongo® Jungle Climber  
714-773-85 | [KC](#) [TCX](#) [TC](#) |



Wavy Waffle Wall Walker™  
714-928 | [KC](#) [TCX](#) [MT](#) |



Cargo Climber with Handrails  
714-995-1 | [KC](#) [TCX](#) [TC](#) [MT](#) |



Cargo Climber  
714-996 | [KC](#) [TC](#) [TCX](#) [MT](#) |



Tree-O® Climber  
714-605-6 | [KC](#) [TCX](#) [MT](#) |



Tree-O® Climber  
714-605-6 | [KC](#) [TCX](#) [MT](#) |



Braided Climber  
714-607-8 | [KC](#) [MT](#) |



Post Climber, Single Loop - 3 Shown  
714-616 | [KC](#) [TC](#) [TCX](#) [MT](#) |



Skyward Climber  
714-679-8 | [KC](#) [MT](#) |




Cliff Climber  
714-719 | [KC](#) [TCX](#) [TC](#) [MT](#) |



Canyon Climber  
714-721 | [KC](#) [TC](#) [TCX](#) [MT](#) |



Trap Door Climber  
714-731-6 | [KC](#) [TC](#) [TCX](#) [MT](#) |



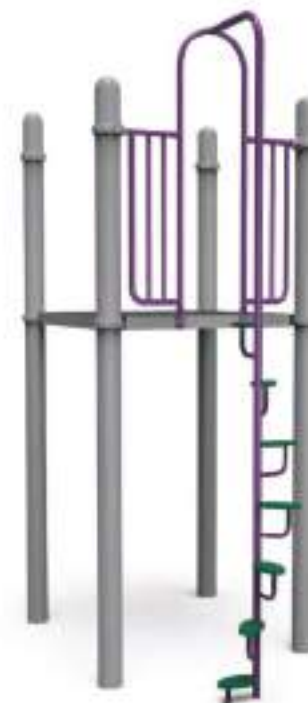
Vertical Climbing Wall  
714-757-16 | [KC](#) [TCX](#) [MT](#) |



Center Ladder  
714-797-6 | [KC](#) |



Vine Climber  
714-867-15 | [KC](#) [TC](#) [TCX](#) [MT](#) |



Twisted Vine Climber  
714-867-25 | [KC](#) [TC](#) [TCX](#) [MT](#) |



Spider Climber  
714-908 | [KC](#) [TC](#) [TCX](#) [MT](#) |



Climbing Pole  
714-808 | [KC](#) [TC](#) [TCX](#) |



Lookout Ladder/Vertical Ladder  
714-815 | [KC](#) [TC](#) [TCX](#) [MT](#) |



Twister Climber  
714-848-5 | [KC](#) [TC](#) [TCX](#) |



Spiral Climber  
714-969 | [KC](#) [TC](#) [TCX](#) [MT](#) |



Wiggly Worm Climber  
714-974-8 | [KC](#) [TCX](#) [MT](#) |



Bumper Ladder  
714-976-6 | [KC](#) [TC](#) [TCX](#) [MT](#) |

Wavy Wedge Wall Walker  
714-608-5 |    |



Pod Hopper  
714-619-5 |     |



Uphill Climber  
714-636-6 |    |



Hurricane Bridge Climber  
714-683-5 |  |





Peak Climber with Handrails  
714-600-5 |    |



Monster Pipe  
714-615-5 |     |



Flippo™ Climber  
714-770-6C |   |



Outrigger Climber  
714-720 |     |



Dupli-Gator® Climber  
714-771-6C |     |



Inclined Spider Climber  
714-778-6 |     |



Backtrack Climber  
714-678-6 | [KC](#) [MT](#) |



Duckwalk Climber  
714-779-6 | [KC](#) [TC](#) [TCX](#) [MT](#) |



Scale-n-Slide Climber  
714-825-8C | [KC](#) [TCX](#) [MT](#) |



Side-by-Side Climber  
714-842-8 | [KC](#) [MT](#) |



Tot Rock Climber  
714-787 | [KC](#) [TC](#) [TCX](#) |



Hula Climber  
714-805-3 | [KC](#) [TCX](#) [TC](#) |



Curved Climber  
714-942 | [KC](#) [TCX](#) [TC](#) [MT](#) |



Curved Loop Climber  
714-943 | [KC](#) [TCX](#) [TC](#) [MT](#) |



Nature Bridge Climber  
between Decks  
714-673 | [KC](#) [TC](#) [TCX](#) [MT](#) |

# Connecting the Dots...

Travel from deck to deck and everywhere between! Our modern climbing components allow you to expand your play space in ways that challenge children's physical skills and foster their sense of self as they reach their destination.



Wavy Wedge Wall Walker  
714-609 | [KC](#) [TCX](#) [MT](#) |




Nature Bridge Climber between Decks  
714-673 | [KC](#) [TC](#) [TCX](#) [MT](#) |



Hurricane Bridge Climber Inclined  
714-677-1 | [KC](#) [MT](#) |



Duckwalk Bridge Climber - 8'  
714-780-1 | [KC](#) [TCX](#) [MT](#) |



Lily Pad Stepper  
714-629-8 | [KC](#) [TC](#) [TCX](#) [MT](#) |



Ravine Swoop  
714-630-1 | [KC](#) [TC](#) [TCX](#) [MT](#) |




Dipwalk Bridge Climber - 8'  
714-780-3 | [KC](#) [TCX](#) [MT](#) |



Hula Climber  
714-806-2 | [KC](#) [TCX](#) [MT](#) |



Hip Crawl Tube - 30" dia.  
714-872H8 |     |

Products with the  icon are also available as freestanding products.






L-Shaped Crawl Tube - 30" dia.  
714-744-9 |    |



S-Shaped Crawl Tube - 30" dia.  
714-745-6 |    |



Offset Crawl Tube - 30" dia.  
714-871-L8 |    |



Dip Crawl Tube - 30" dia.  
714-872D8 |    |





Straight Crawl Tube - 30" dia.  
714-743-8 |     |



Steel-Vue Crawl Tube - 30" dia.  
714-743-6M |     |



Inclined Crawl Tube with 3' Rise - 30" dia.  
714-873-5 |   |



Straight Crawl Tube - 24" dia.  
718-865-4 |     |



Inverted Horizontal Loop Ladder  
714-604-5 | FS KC TCX |



270° Try-Ring Climber  
714-709-C5 | KC TCX FS |



Dip Station  
714-781 | FS KC TCX MT |



Crunch Station  
714-782 | FS KC TC TCX MT |



Horizontal "L" Try-Ring  
714-711-5 | FS KC TCX MT |



Serpent Trek™  
714-722-5 | FS KC TCX |



Rocking Hover Beam  
714-791-5 | FS KC TC TCX MT |



End Ladder  
714-815-5 | FS KC TC TCX |



Double Horizontal "S" Rails  
952-5 | FS KC TC TCX MT |



Sky Wheel - Double  
714-776-85 | KC TCX FS MT |



End Ladder - 2' Top Rung  
714-815-52 | FS KC TC TCX |



Chinning Bar/Turning Bar  
714-843-5 | FS KC TC TCX MT |



Therapeutic Handrings  
714-846-5 | FS KC TCX | ★



Horizontal/Inclined Ladder  
714-863-5 | FS KC TC TCX MT |



Horizontal "S" Ladder  
714-915-5 | FS KC TC TCX MT |



Orbit Climber  
714-944-5 | FS KC TC TCX |



Handring Bridge Climber  
714-864-5 | FS KC TC TCX MT |



270° Handring Bridge Climber  
714-864-C5 | KC TCX FS |



Single Horizontal Rail  
714-945-5 | FS KC TCX MT |



Double Rail "L" Shape  
714-950-5 | FS KC TCX MT |



Horizontal "L" Ladder  
714-914-5 | FS KC TCX MT TC |



Horizontal "U" Ladder  
714-915-25 | FS KC TCX MT |



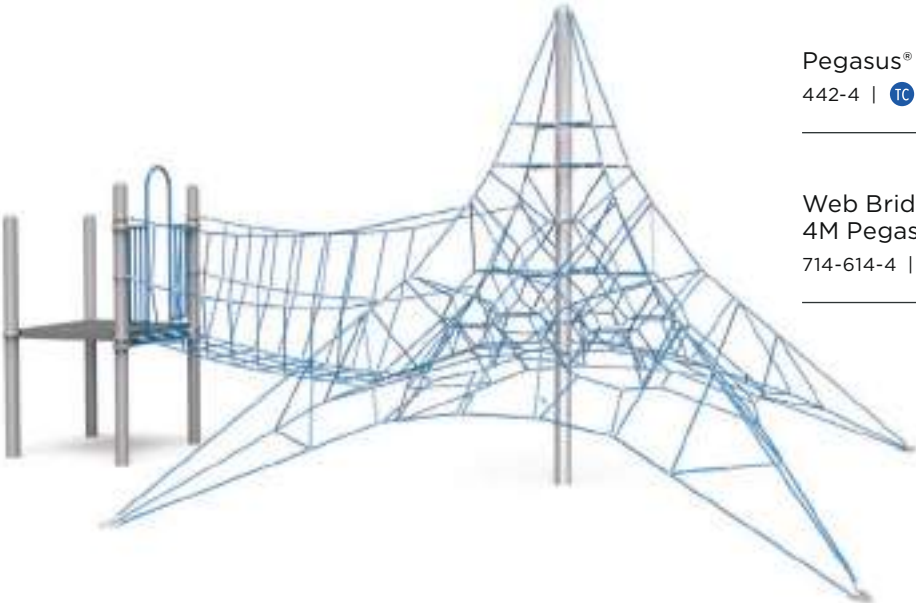
Horizontal Spider Ladder  
714-964-5 | FS KC TC TCX MT |



Swing Rings  
714-973-5 | FS KC TCX MT |

# Net Play

Nets offer a unique challenge that develops children’s skills. Not only do ropes build physical skills such as coordination, strength, and balance—they encourage kids to create their own path as they decide how they’d like to explore each piece of equipment.



Pegasus® 4M Webscape  
442-4 | TC TCM FS KC |

Web Bridge Climber - 4' Deck to  
4M Pegasus® Webscape  
714-614-4 | KC TC TCM MT |




Horseshoe Climber  
714-767-5 | FS KC TCM |



Cargo Climb Over - 8'  
714-845-685 | KC TC TCM FS |



Overhead Glider  
714-753-105 | FS KC TC TCM MT |



Dipped Overhead Glider  
714-753-185 | FS KC TCM MT |



Little Dipper  
714-902 | KC TCM |



Grip-N-Glide  
714-918-25 | FS KC |



Double Entry Chameleon™ II Slide  
714-670-M2 | [KC](#) [TC](#) |



Chameleon™ II Slide  
714-670-2 | [KC](#) [TC](#) [TCX](#) |



Double Entry Chameleon™ II Slide  
714-670-M2 | [KC](#) [TC](#) |



Triple Entry Chameleon™ II Slide  
714-670-M3 | [KC](#) |



Chameleon™ II Spiral Slide  
714-670-8R | [KC](#) |



270° Typhoon™ Slide  
714-675-39U | [KC](#) [TC](#) [TCX](#) [MT](#) |



360° Typhoon™ II Slide  
714-748-69U | [KC](#) [TC](#) [TCX](#) [MT](#) |



405° Typhoon™ Slide  
714-749-59U | [KC](#) [TC](#) [TCX](#) [MT](#) |



855° Typhoon™ Slide  
714-769-69U | [KC](#) [TCX](#) |



420° Funnel Tunnel Slide - 30" dia.  
714-742 | [KC](#) [MT](#) |



Tube Slide Right 12' Deck - 30" dia.  
714-742-12 | [MT](#) |



S-Shaped Tube Slide - 30" dia.  
714-742-143L | [MT](#) |



315° Funnel Tunnel Slide - 30" dia.  
714-742-81 | [KC](#) [TCX](#) [MT](#) |



S-Shaped Tube Slide - 30" dia.  
714-741-8 | [KC](#) [TCX](#) [MT](#) |



L-Shaped Tube Slide - 24" dia.  
718-840-4 | [TC](#) |



L-Shaped Tube Slide - 30" dia.  
714-740-5 | [KC](#) [TCX](#) |



Physics® S-Shaped Tube Slide  
714-742-123L-65 | [MT](#) [KC](#) |



Straight Tube Slide - 30" dia.  
714-742-141 | [MT](#) |



Straight Tube Slide - 24" dia.  
718-978-4 | [TC](#) |



Straight Tube Slide - 30" dia.  
714-739-4 | [KC](#) [TCX](#) [MT](#) |

# City Park Series

Featuring stainless steel construction, our City Park Slides are built to withstand heavy use, making it perfect for urban play spaces that experience a high volume of visitors. The collection's sleek, industrial aesthetic also creates a modern look for your neighborhood's landscape.

City Park Series - Stainless Steel Single Wide Slide  
714-610-4 | [KC](#) [TCX](#) [TC](#) [MT](#) |



City Park Series - Toboggan Slide  
714-746-6 | [KC](#) [TCX](#) [MT](#) |



City Park Series - Stainless Steel Toboggan Wave Slide  
714-746-W6 | [KC](#) [TCX](#) [MT](#) |



City Park Series - Stainless Steel Toboggan Ski Slide  
714-747-3 | [KC](#) [TCX](#) [MT](#) |



City Park Series - Stainless Steel 360° Whirlwind II Slide  
714-879-69 | [KC](#) [TCX](#) [MT](#) |



Roller Slide  
714-645-14 | [KC](#) [MT](#) | [★](#)



Avalanche Inclusive Slide  
714-682-5 | [KC](#) | [★](#)



Flippo™ Slide  
714-770-6S | [KC](#) [TCX](#) |



Dupli-Gator® Slide  
714-771-6S | [KC](#) [TC](#) [MT](#) |



Mogul™ Slide  
714-726-5 | [KC](#) [TC](#) [MT](#) [TCX](#) |



Bump and Glide Slide  
714-728-4 | [KC](#) [TC](#) [MT](#) |



Scale-n-Slide  
714-825-8S | [KC](#) [TCX](#) [MT](#) |



Big Timber® Hollow Log Slide  
714-966-1S | [KC](#) [TCX](#) [MT](#) |



Bunny Hill Slide with Canopy  
714-736 | [KC](#) |



Groove II Slide  
714-638-5 | [KC](#) [TC](#) [TCX](#) [MT](#) |



L-Shaped Slide  
714-907-1 | [KC](#) [TC](#) [TCX](#) |



Side-by-Side Slide  
714-700 | [KC](#) [TC](#) |



Ski Slide 2'  
714-910 | [KC](#) [TC](#) [TCX](#) [MT](#) |



Ski Slide with Canopy 3' Long  
718-874 | [TC](#) |

# Sensory Panels

Kids of all ability levels can join together along with their caregivers to experience the awe of Sensory Panels. Families and friends can bond over inspiration instilled by the bright colors and develop their tactile abilities through the textured shapes. When thoughtfully placed, these pieces can also help develop a soothing quiet space that helps calm anyone overwhelmed by the activity of the playground.



Textured Square Oval Perforated Panel

704-713-14B | |



Textured Star Circle Perforated Panel

704-713-15B | |



Textured Triangle Hexagon Perforated Panel

704-713-16B | |



## Senses of Steel

Our Steel Sensory Panels feature perforated steel as opposed to translucent construction, making them more durable for heavy use and adding to the tactile experience. Each shape remains textured and translucent for visual engagement.

Textured Star Circle Perforated Panel

704-713-15B | |

# Lexon Sensory

Sensory Panel Textured  
Triangle Hexagon

704-713-12B |     | 

Immerse yourself in play with our Sensory Panels! Kids can experience their surroundings more fully by taking in the sights and textures of these panels. With translucent construction, each design also casts an array of colorful shadows in the sunlight.



Sensory Panel Textured Star Circle

704-713-11B |     | 



Sensory Panel Textured Triangle  
Hexagon

704-713-12B |     | 



Sensory Panel Textured Square Oval

704-713-13B |     | 



# Sensory Experiences

Play games with friends or put your skills to the test with our Sensory Inserts! Used in combination with our panels, each of our inserts offer a stimulating play opportunity that builds critical thinking, decision-making, and creativity. From puzzles to music, our panel inserts allow you to transform your playground into a sensory, fun play space that kids of all ability levels can enjoy.

**Funhouse Panel Insert**  
 714-715-202 | [KC](#) [TC](#) [TCX](#) [MT](#) [FS](#) | [★](#)

**Four-the-Win Panel Insert**  
 714-715-205 | [KC](#) [TC](#) [TCX](#) [MT](#) [FS](#) | [★](#)



**Hypnotize Panel Insert**  
 714-715-201 | [KC](#) [TC](#) [TCX](#) [MT](#) [FS](#) | [★](#)



**Very Buried Panel Insert**  
 714-715-203 | [KC](#) [TC](#) [TCX](#) [MT](#) [FS](#) | [★](#)



**A-Maze-ing Panel Insert**  
 714-715-204 | [KC](#) [TC](#) [TCX](#) [MT](#) [FS](#) | [★](#)



**Magical Music Panel Insert**  
 714-715-206 | [KC](#) [TC](#) [TCX](#) [MT](#) [FS](#) | [★](#)



**Slide & Solve Panel Insert**  
 714-715-207 | [KC](#) [TC](#) [TCX](#) [MT](#) [FS](#) | [★](#)



**Chimes Panel Insert**  
 714-715-209 | [KC](#) [TCX](#) [TC](#) [MT](#) [FS](#) | [★](#)



**Make it Rain Panel Insert**  
 714-715-211 | [KC](#) [TCX](#) [TC](#) [MT](#) [FS](#) | [★](#)



**3 Bell Panel Insert**  
 714-715-212 | [KC](#) [TC](#) [TCX](#) [MT](#) [FS](#) | [★](#)



**Bongo Panel Insert**  
 714-715-213 | [KC](#) [TCX](#) [TC](#) [MT](#) [FS](#) | [★](#)



**Tongue Drum Panel Insert**  
 714-715-214 | [KC](#) [TCX](#) [TC](#) [MT](#) [FS](#) | [★](#)



**Tumble Cog Panel Insert**  
 714-715-215 | [KC](#) [TCX](#) [TC](#) [MT](#) [FS](#) | [★](#)



**Solar Explorer Panel Insert**  
 714-715-216 | [KC](#) [TC](#) [TCX](#) [MT](#) [FS](#) | [★](#)



Calypso 2 Drum 1/2 Panel  
714-715-13HB | [KC](#) [TC](#) [TCX](#) [MT](#) [FS](#) | [★](#)



Electronic Piano Panel  
714-715-16B | [KC](#) [TC](#) [TCX](#) [MT](#) [FS](#) | [★](#)



Animal Panel  
714-715-17B | [KC](#) [TC](#) [TCX](#) [MT](#) [FS](#) | [★](#)



Our Sight-n-Sound Panel inspires kids of all abilities! By spinning the panel, kids can listen to the fall of beads or watch bubbles form, learning about key aspects of science as well as how their actions, no matter how small, can make a difference.

Sight-n-Sound Interactive Panel  
714-756 | [KC](#) [TCX](#) [MT](#) [FS](#) |



Magic Ball Popper Panel  
714-760B | [KC](#) [TCX](#) [MT](#) [FS](#) |



Chime Panel  
714-975-3B | [KC](#) [TCX](#) [TC](#) [MT](#) |



Xylophone Panel  
714-975-4B | [KC](#) [TCX](#) [MT](#) [FS](#) |



Door Panel  
714-713-5B | [KC](#) [TC](#) [TCX](#) [MT](#) [FS](#) |



30° Look-Out Bubble Panel  
714-875-30 | [KC](#) [TC](#) [TCX](#) [MT](#) [FS](#) |



Crawl Thru Panel  
714-876B | [KC](#) [TC](#) [TCX](#) [MT](#) [FS](#) |



Braille Panel  
714-715-12B | [KC](#) [TC](#) [TCX](#) [TC](#) [TC](#) [MT](#) [FS](#) |



Puppet Stage Panel  
714-713-2B | [KC](#) [TCX](#) [TC](#) [TC](#) [TC](#) |



How Tall RU Panel  
714-633 | [KC](#) [TC](#) [TCX](#) [MT](#) |



Space Panel  
714-617B | [KC](#) [TC](#) [TCX](#) [MT](#) [FS](#) |



Pilot Panel with Window  
714-714-6B | [KC](#) [TC](#) [TCX](#) [MT](#) [FS](#) |



Pilot Panel  
714-714-7B | [KC](#) [TC](#) [TCX](#) [MT](#) [FS](#) |



Race Car Panel  
714-714-8B | [KC](#) [TC](#) [TCX](#) [MT](#) [FS](#) |



Roller Racer 1/2 Panel  
714-714-9HB | [KC](#) [TC](#) [TCX](#) [MT](#) [FS](#) |



Gear Panel  
714-761-3B | [KC](#) [TC](#) [TCX](#) [MT](#) [FS](#) |



Sand and Water Table  
714-762B | [KC](#) [TC](#) [TCX](#) [MT](#) [FS](#) |



Bench Panel  
714-817-2B | [KC](#) [TC](#) [TCX](#) [MT](#) [FS](#) |



Double Pod Seat  
714-817-4B | [KC](#) [MT](#) [FS](#) |



Critter Puzzle Panel  
714-763-1B | [KC](#) [TC](#) [TCX](#) [TC](#) [TC](#) [MT](#) [FS](#) |



Tic-Tac-Toe Panel  
714-763-2B | [KC](#) [TC](#) [TCX](#) [MT](#) [FS](#) |



Marble Race Panel  
714-983-1B | [KC](#) [TC](#) [TCX](#) [MT](#) [FS](#) |



Alex's Lemonade Stand Panel  
714-713-9B | [KC](#) [TC](#) [TCX](#) |



Alexandra "Alex" Scott opened her first lemonade stand at four-years-old to raise money for childhood cancer research. Over the course of her own four-year battle with cancer, she raised over one million dollars. Today, her legacy is continued by her family and by supporters around the world through Alex's Lemonade Stand Foundation; a nonprofit organization that funds cancer research, raises awareness, and supports families affected by childhood cancer.

With every Alex's Lemonade Stand Panel sold, Miracle donates \$100 to ALSF's mission to support and empower everyone to help cure childhood cancer.



Spinnable cylinders provide the perfect opportunity for kids to develop their memory! From learning the names of dinosaurs to playing games of tic-tac-toe with friends, these interactive panels provide cognitive development as well as physical.

Dinosaur Panel  
714-763-4B | [KC](#) [TC](#) [TCX](#) [TC](#) [TC](#) [MT](#) [FS](#) |

# City Park Series

City Park Series  
Crawl Thru Steel Panel  
714-602-6B |  |

Built for urban play spaces that have a high number of visitors each day, our City Park Panels offer long-lasting, interactive play solutions. Steel construction and modern design ensure these timeless pieces remain high in quality to fuel years of exciting play.



City Park Series  
Steel Window Panel  
714-602-11 |      |



City Park Series  
Tic-Tac-Toe Steel Panel  
714-602-10B |      |



City Park Series Steel Door Panel  
714-602-12B |      |



City Park Series Steel Counter Panel  
714-602-13B |      |



City Park Series Steel Valance Panel  
714-602-14B |      |




City Park Series Steel Steering Wheel Panel  
714-602-15B |   |


Watch children's imaginations come to life with themed play.



Curved Shade Roof with Skull & Crossbones  
714-606-3 | KC |




Ship's Fish Panel, Starboard  
714-988-4RB | KC TCX TC TC TC |



Ship's Wave Panel, Port  
714-988-5LB | KC TCX TC TC TC |



Ship's Anchor Panel  
714-988-1B | KC TC TCX TC TC MT FS |



Ship's Cabin Window Panel  
714-988-2B | KC TC TCX TC TC MT FS |



Ship's Cannonball Panel, Port  
714-988-3LB | KC TCX TC TC TC |



Train Mesh Roof with Arches  
714-565-TRN | [KC](#) |

---

Shown with Train Mesh Roof and  
Mesh Roof with Arches Extension



Train Cow Catcher Climber  
714-757-34TRN | [KC](#) |



Train Front Wheel Panel  
714-646-2B | [KC](#) |



Train Rear Wheel Panel  
714-646-3B | [KC](#) |



Train Coal Car - 6 different panels shown in order  
714-646-6T, 7T, 8T, 6B, 7B, 8B | [KC](#) |



Train Cab Full Window Panel  
714-646-1 | [KC](#) |



Castle Door Panel  
714-768-1B | [KC](#) [TCX](#) [MT](#) [FS](#) |

Castle Window Panel  
714-768-2B | [KC](#) [TCX](#) [MT](#) [FS](#) |

Castle Wall Panel  
714-768-3B | [KC](#) [TCX](#) [MT](#) [FS](#) |



Castle Turret Panel  
714-768-4B | [KC](#) [TCX](#) [MT](#) [FS](#) |

Castle Turret Top Panel  
714-768-5 | [KC](#) [TCX](#) [MT](#) [FS](#) |





Fire Truck Panel, Front  
714-655-1 | [KC](#) |



Fire Truck Panel, Door  
714-655-2 | [KC](#) |



Fire Truck Panel, Rear  
714-655-3 | [KC](#) |




Fire Truck Panel with Steering Wheel  
714-714-2B | [KC](#) [TC](#) [TCX](#) [FS](#) |



Fire Truck Ladder  
714-655-8 | [KC](#) |



Physix® Lean Out Enclosure with Seat  
714-665-1 |  |



Physix® Lean Out Enclosure with Bubble  
714-665-3 |  |



Physix® Lean Out Enclosure  
714-665-6 |  |



30° Lookout Panel with Upper Enclosure  
714-830-3 |  |



Big Timber® Fence Post Panel with Upper Enclosure  
714-830-4 |  |



Full Mira-Lene™ Jungle Panel  
714-830-5 |  |



Full Enclosure with Seat  
714-830-1 |  |



View Extension Cage  
714-830-10 |  |



Full Wall Enclosure  
714-830-12 |  |



Lean-Out Enclosure  
714-830-6 |  |



Wall Enclosure  
714-816 | [KC](#) [TC](#) [TCX](#) [MT](#) [FS](#) |



Wire Mesh Enclosure  
714-816-1 | [KC](#) [TC](#) [TCX](#) [MT](#) |



Mesh Wave Barrier  
714-816-1W | [KC](#) [MT](#) |



Big Timber® Fence Post Panel  
966-3 | [KC](#) [TCX](#) [MT](#) [FS](#) |



Lookout Tower  
714-992-2 | [KC](#) [TCX](#) [MT](#) |



Kids' Perch  
714-992-9 | [KC](#) [TCX](#) [MT](#) |



Nature Wall Enclosure  
714-816-R1 | [KC](#) [TCX](#) [MT](#) |



Bar Wave Barrier  
714-816W | [KC](#) [MT](#) |



Observation Deck  
714-849 | [KC](#) [MT](#) |



Observation Deck with Extended  
Steering Wheel  
714-849-6 | [KC](#) [MT](#) |



Command Post with Wheel  
714-992-26 | [KC](#) [TCX](#) [MT](#) |



Kids' Perch with Extended Wheel  
714-992-69A | [KC](#) [TCX](#) [MT](#) |



Delight-O-Scope Telescope  
714-961-S1 | [KC](#) [TCX](#) [TC](#) [FS](#) |



Balance Chain between Posts  
714-911 | [KC](#) [TCX](#) [TC](#) |



Bell  
714-796-P1 | [KC](#) [TCX](#) [TC](#) |



Steering Wheel  
714-900-P1 | [KC](#) [TCX](#) [TC](#) |



Delight-O-Scope Binoculars  
714-961-S2 | [KC](#) [TCX](#) [TC](#) [FS](#) |



Fun Fone™  
714-994 | [KC](#) [TCX](#) [TC](#) | [★](#)



Tornado  
714-784-72 | [KC](#) [FS](#) |



Loop Seat  
714-817-1B | [KC](#) [TCX](#) [MT](#) [FS](#) |



Rodeo  
714-640 | [KC](#) [TCX](#) [TC](#) |



Tot Table  
714-715-8B | [KC](#) [TCX](#) [FS](#) |

# Freestanding play



Sensory

Motion

Climbers

Nets

Spring Riders

Slides

Swings

Rock & Sculptures

Accessories

Fitness



Zig-Zag Sensory Maze  
704-S081 | Ages: 2 - 12 | ⭐



Small Sensory Maze Tunnel  
714-S620 | Ages: 2 - 12 | ⭐



Large Sensory Maze  
704-S082 | Ages: 2 - 12 | ⭐

# Miracle Museum™

Miracle Museum creates an environment full of exploration for kids of all ability levels! Children can touch, listen, and look at each piece of equipment to engage and develop their sensory skills. Each piece features a different fantastical sensory event that not only helps kids who may have sensory needs, but also provides STEAM education. Their easy-to-install design means you can use Miracle Museum to turn your under-utilized spaces such as parking lots or old basketball courts into thriving community spaces.





Tranquility Corner (frame only)  
453-704 | Ages: 2 - 12 | ★



Odyssey Hall  
453-2 | Ages: 2 - 12 | ★



Dynamics Lab  
453-3 | Ages: 2 - 12 | ★



Grand Gallery  
453-4 | Ages: 2 - 12 | ★



SpinAtrium™  
453-1 | Ages: 2 - 12 | ★



Momentum Corridor  
453-5 | Ages: 2 - 12 | ★



Silly Tree *Patent D943700*  
MR0885 | Ages: 2 - 5 | ★

Chattery  
MR0887 | Ages: 2 - 5 | ★

## Mini City, Big Fun

Children develop crucial life skills from ages 2 – 5, and Mini City is here to help! With easily identifiable shapes and strategic color palettes, these pieces can inspire all kinds of real-world play scenarios. By creating a community around the concept of playhouses, kids can use this equipment to build skills such as communication and collaboration along with critical thinking and motor skills. Their open sightlines and smooth design encourage children of all ability levels to explore freely, while caregivers can join in the fun or supervise from a distance.



Community Helpers with Tunnel  
MR0880 | Ages: 2 - 5 | ★



Truck *Patent D956884*  
MR0881 | Ages: 2 - 5 | ★



Garden Sensory Wall Double Sided  
MR0884 | Ages: 2 - 5 | ★



Chattery  
MR0887 | Ages: 2 - 5 | ★



Playhouse *Patent D943698*  
MR0882 | Ages: 2 - 5 | ★



Garden Crawl Tunnel  
MR0883 | Ages: 2 - 5 | ★



Traffic Light  
MR0886 | Ages: 2 - 5 | ★



## Rhythm Rainbow

Kids turn into maestros with the colorful Vibes! Tuned on a diatonic scale, kids can use Vibes to recreate their favorite songs or compose their own. When used alongside the rest of the Concerto collection, kids can create their own band with friends—get ready for the show of a lifetime, Mom and Dad!

Vibes

450-2 | Ages: 2 - 12 | 🌟

# Concerto Collection

Concerto provides kids of all ability levels with the opportunity to create music with friends. Designed at angles and heights comfortable and accessible to all kids, these outdoor instruments allow kids to play real songs as well as create their own. With every legendary show played, they'll experience the vibration and rattling of various instruments, which also helps to develop and excite their senses.



Small Cabasa  
450-3 | Ages: 2 - 12 | ★

---

Medium Cabasa  
450-4 | Ages: 2 - 12 | ★

---

Large Cabasa (shown)  
450-5 | Ages: 2 - 12 | ★

---



Two Congas  
450-6 | Ages: 2 - 12 | ★

---

Three Congas (shown)  
450-7 | Ages: 2 - 12 | ★

---

Five Congas  
450-8 | Ages: 2 - 12 | ★

---

Chimes  
450-1 | Ages: 2 - 12 | ★

---





GlideAlong - Original  
682 | Ages: 5 - 12 |



GlideAlong - Accessible  
682A | Ages: 5 - 12 | ★



Reflex®  
606-3 | Ages: 5 - 12 | ★



Multi-Pondo  
150-060 | Ages: 5 - 12 |



Whirl  
303 | Ages: 5 - 12 |



Power Pedaler  
714-823-5 | Ages: 5 - 12 |



Balance Board  
714-826-5 | Ages: 5 - 12 |



Maypole  
753 | Ages: 5 - 12 |



Inclusive Whirl  
305 | Ages: 2 - 12 | ★



Wake Rider  
608-5 | Ages: 5 - 12 |



Free Rider  
8018603 | Ages: 5 - 12 |



Vippy  
8021549 | Ages: 5 - 12 |



Alta Glide Inclusive Glider  
686 | Ages: 2 - 12 | ♿ | ★



Ten Spin  
304 | Ages: 2 - 12 | ★



Log Roll  
824 | Ages: 5 - 12 |



Tri-Totter  
923 | Ages: 5 - 12 |



Saddle Seat - Angled  
945-1 | Ages: 2 - 12 |



Surfer  
946-1 | Ages: 5 - 12 |



Barrel Ride  
947 | Ages: 5 - 12 |



Teeter Spin  
8030565MR | Ages: 2 - 12 | ★



Flipper  
8027297 | Ages: 5 - 12 |



Pirouette (Yellow)  
8027634 | Ages: 2 - 12 |



Jumping Bean  
944 | Ages: 2 - 12 |



Mantis - 30m  
745-30 | Ages: 5 - 12 |

# Gravity Rail


## All Tracks

- Attach to a freestanding square 48" deck
- Barriers and enclosures must be added to the landings, based on the configuration, to close any open areas
- Roof optional


Gravity Rail - Track 1  
714-685-1 | Ages: 5 - 12 |



Gravity Rail - Track 2  
714-685-2 | Ages: 5 - 12 |



Gravity Rail - Track 3  
714-685-3 | Ages: 5 - 12 |





Tarantula Climber  
456-1 | Ages: 5 - 12 |

---

## Creative Climbers

Get minds thinking outside of the box as kids explore climbers of various shapes and sizes. Whether it's the wheels of School Bus Climber, the unique hand and foothold of Matterhorn Climber, or the twist of Flip-Flop Climber, our equipment challenges more than just physical ability—it encourages decision-making and critical thinking as well.



13' Geodesic Climber  
402-2 | Ages: 5 - 12 |

---



School Bus Climber  
460-1 | Ages: 2 - 12 |

---



Matterhorn Climber, 4 Way  
476-4 | Ages: 2 - 12 |

---



Flip-Flop Climber  
434 | Ages: 5 - 12 |

---



Double Camel Back Climber  
448-2 | Ages: 5 - 12 |

---



## Balance with Bongo®

Designed to challenge balance and excite young minds, Bongo climbers give kids a unique way to travel across the playground. The flat top and attached post provide a platform for sure stepping as kids enjoy an element of perceived risk at their elevated height.



Bongo® Jungle Climber - 2'  
714-773-5 | Ages: 5 - 12 |



Bongo® Jungle Climber - 10'  
714-773-25 | Ages: 5 - 12 |



S-Shaped Bongo® Climber  
714-792-2L5 | Ages: 5 - 12 |



L-Shaped Bongo® Jungle Climber  
714-793-L5 | Ages: 5 - 12 |



Hyperbolix™ Vertical  
464-1 | Ages: 5 - 12 |



Hyperbolix™ Angled  
464-2 | Ages: 5 - 12 |



Hyperbolix™ Horizontal High  
464-3 | Ages: 5 - 12 |



Hyperbolix™ Horizontal Low  
464-4 | Ages: 5 - 12 |

# Champions Trek™

Kids can make their mark in their playground's history book as they conquer Champions Trek! Each piece of equipment motivates friendly competition and provides a full-body workout that improves strength, agility, and coordination. Add this collection of thrills to your playground for an obstacle course that inspires activity, achievement, and fun throughout your community.



Crossway Climber - Small  
454-2 | Ages: 5 - 12 |



Agility Wall  
454-10 | Ages: 5 - 12 |



Breakaways - Base 4X  
454-5 | Ages: 5 - 12 |



XTensions  
454-7 | Ages: 5 - 12 |



Vector Pass  
454-9 | Ages: 5 - 12 |

Tapered Tower  
454-4 | Ages: 5 - 12 |

---



Chaos Climber  
454-3 | Ages: 5 - 12 |

---



Sprawl Wall  
454-6 | Ages: 5 - 12 |

---



Balance Orbs  
454-8 | Ages: 5 - 12 |

---



Freestanding Hex Climber  
4651 | Ages: 5 - 12 |

---

# Well-Rounded Climbers

Climbers with arched or rounded designs present an opportunity for kids to fully develop their skillsets. As opposed to angular designs with straightforward rungs, these climbers challenge kids' minds as well as bodies, pushing both to the limit as they explore the unique shapes with friends.

Dome Climber with Orbs  
455-1 | Ages: 5 - 12 |



Loopz™ 3 Ring Climber  
475-23 | Ages: 5 - 12 |

Isotope  
462-1 | Ages: 5 - 12 |



DNA Climber  
461-R | Ages: 5 - 12 |

OrbX Climber  
466-500 | Ages: 5 - 12 |





Interaxion™ Alpha  
433-1 | Ages: 5 - 12 |



JAX® Pack-2  
477-002 | Ages: 2 - 12 |



JAX® Pack-3  
477-003 | Ages: 5 - 12 |



JAX® Web  
477-210 | Ages: 5 - 12 |



JAX® Flat - 1'2" high  
477-300 | Ages: 2 - 12 |



JAX® Star-3  
477-409 | Ages: 5 - 12 |



JAX® Peak  
477-416 | Ages: 5 - 12 |




Flux Capacitor  
477-733 | Ages: 5 - 12 |

# Physics® New Moon

Climb your way to the stars with Physics New Moon! Featuring rope, our iconic JAX® climbers, and our Hurricane climbers, this structure inspires kids to explore together. As they scale the outer rope or delve inside, they'll build their strength and coordination as well as their decision-making skills.

Physics® New Moon  
463-3 | Ages: 5 - 12 |





## Physics® Full Moon

Kids across the whole community can explore new horizons together as they take on the expansive structure of Physics Full Moon. This structure presents challenges different from Physics New Moon on the outer layer, adding orbs, angled rope, and a climbable flex-tread wall to the impressive lineup.

Physics® Full Moon  
463-2 | Ages: 5 - 12 |

# Shaping the Climb

Experience shapes like never before! Whether they explore every corner of Gravity™ Cube or test their coordination on Hover Net, kids will build both their physical and cognitive skills as they navigate each structure.



Gravity™ Cube  
447-4 | Ages: 5 - 12 |

---



Gravity™ Diamond  
447-6 | Ages: 5 - 12 |

---



Hover Net  
463-1 | Ages: 5 - 12 |

---

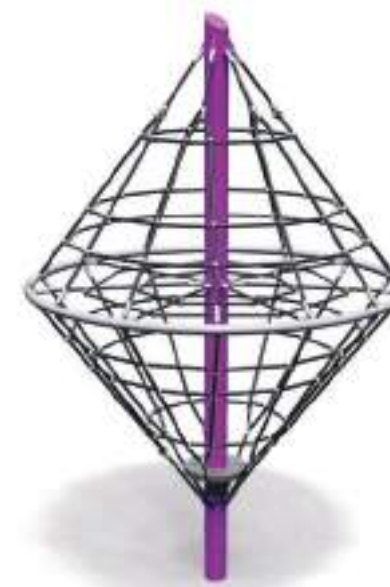
Cyclo Cone Plus Climber  
306-4 | Ages: 5 - 12 | 🌟




Cyclo Cone Base Climber  
306-1 | Ages: 5 - 12 |



Cyclo Cone Open Climber  
306-2 | Ages: 5 - 12 |




Cyclo Diamond Climber  
306-3 | Ages: 5 - 12 |




Pegasus® 4M Webscape  
442-4 | Ages: 5 - 12 |

---



Aquarius™ 6M Webscape  
442-6 | Ages: 5 - 12 |

---



Gemini™ 4M Double Webscape  
443-4 | Ages: 5 - 12 |

---



Aquarius™ 6M Webscape  
442-6 | Ages: 5 - 12 |

---



Twin Rider  
608-1 | Ages: 2 - 5 |



Buddy Rocker  
608-7 | Ages: 2 - 12 |



Flippo Offspring Rider  
952 | Ages: 2 - 5 |



ATV  
953 | Ages: 2 - 5 |



Rodeo Rocky  
901 | Ages: 2 - 5 |



Big Tow Bouncer  
913 | Ages: 2 - 5 |



Ladybug  
960 | Ages: 2 - 5 | 🌟



Buzzy Bumble Bee  
961 | Ages: 2 - 5 |



Four-Way Animal Hop  
926 | Ages: 2 - 5 |



Spaceship Columbia  
939 | Ages: 2 - 5 |



Hoppy Grasshopper  
962 | Ages: 2 - 5 |



Pokey the Snail  
963 | Ages: 2 - 5 |



## Slides

Slides are a thrilling staple of every playground! Featuring twists and turns, bumps and tunnels, our exciting slides strengthen proprioception and keep kids coming back for more.



L-Shaped Tube Slide with PVC Steps  
65-740-51W | Ages: 2 - 12 |



S-Shaped Tube Slide with PVC Steps  
65-741-8W | Ages: 5 - 12 |



315° Funnel Tunnel Slide with PVC Steps  
65-742-8W | Ages: 5 - 12 |



30" Funnel Tunnel Slide with Windows and PVC Steps  
65-742-1W | Ages: 5 - 12 |



Groove II Slide - 5'  
65-638-5 | Ages: 2 - 12 |



Chameleon™ II Slide  
65-670-16 | Ages: 5 - 12 |



630° Typhoon™ Slide  
65-759U | Ages: 5 - 12 |



360° Typhoon™ Slide  
65-748U | Ages: 2 - 12 |



Mogul™ Slide with PVC Steps  
65-726-6 | Ages: 2 - 12 |



Straight Tube Slide (30" Dia.) with PVC Steps  
65-739-6W | Ages: 5 - 12 |



855° Typhoon™ Slide  
65-769U | Ages: 5 - 12 |



405° Typhoon™ Slide  
65-749U | Ages: 5 - 12 |

# Swing on over.

## How to build your swing set:

1. Choose your Base Frame\* below
2. Select the number of bays
3. Choose your Swing Seats per bay
4. Choose your [colors](#)

\*Some base frame models have additional options. Some limitations apply.



### Base Frame: **2-Leg**

- Add as many additional bays as you would like!
- Swing Seats Available: Slashproof Belt Seats (cannot share a bay with Tot Seat), Tot Seats, Inclusive Swing Seat, Generation Swing Seats (Extended Bay required)
- Available in Mira-Cote® or Galvanized
- Available in 8' or 10' top rail (belt seats only)


Image above shows a 2-leg frame, 2 bays, 4 belt seats, 8' top rail, Mira-Cote®



### Base Frame: **3-Leg**

- Add as many additional bays as you would like!
- Swing Seats Available: Slashproof Belt Seats (cannot share a bay with Tot Seat), Tot Seats, Inclusive Swing Seat
- Available in Mira-Cote® or Galvanized
- Available in 8' or 10' top rail (belt seats only)
- Heavy duty also available


Image above shows a 3-leg frame, 4 bays, 8 belt seats, 10' top rail, Galvanized



### Base Frame: **Single Post**

- Add as many additional bays as you would like!
- Swing Seats Available: Slashproof Belt Seats (cannot share a bay with Tot Seat), Tot Seats, Inclusive Swing Seat, Generation Swing Seats (Extended Bay required)

Image above shows a Single Post swing, 2 bays, 4 belt seats



### Base Frame: **5" O.D. Frame**

- Also available in 3.5" O.D. Frame
- Add as many additional bays as you would like!
- Swing Seats Available: Slashproof Belt Seats (cannot share a bay with Tot Seat), Tot Seats, Inclusive Swing Seat, Generation Swing Seat
- Also available with Anti-Wrap swings

Image above shows a 5" O.D. Frame, 3 bays, 2 belt seats, 2 Inclusive Seats, 2 Tot Seats



Inclusive Swing Seat  
2740 | Ages: 2 - 12 | ⭐



Generation Swing Seat  
2760 | Ages: 2 - 12 | ⭐



Belt Seat and Chain for 8' Top Rail  
2840 | Ages: 2 - 12 |



Twing Swing Frame Only  
2012 | Ages: 2 - 12 |



Viper  
2015 | Ages: 5 - 12 | ⭐



360° Bucket Tot Seat and Chain for 8' High Top Rail  
2990 | Ages: 2 - 5 |



Tire Swing Assembly with Chains  
976082 | Ages: 2 - 12 |



Anti-Wrap Swing Hanger  
AW2811 | Ages: 2 - 12 |



Accelerator Bird Nest Swing  
2014BN | Ages: 5 - 12 | ⭐

5" Arch Tire Swing with Frame  
MR0983 | Ages: 2 - 12 |



## Nature Play

Encourage kids to experience the outdoors! Our selection of nature-themed climbers help you create a realistic landscape that the kids in your community can explore safely for generations to come.



## Innovative Nature

Create a cohesive aesthetic across your play space with our nature-themed equipment! We achieve a realistic look on our Rock climbers using PolyFiberCrete®—a lightweight, cement-like material that ensures a realistic, nonslip surface that can withstand years of use. By paying close attention to detail and using high quality materials, we ensure a natural look is created that inspires and excites young explorers.



Matterhorn Rock with Vertical Rope  
494101 | Ages: 5 - 12 |



Peekaboo Rock  
494102 | Ages: 5 - 12 |



Kid Rock  
494107 | Ages: 2 - 12 |



Iguana Rock  
494111 | Ages: 2 - 12 |



Gecko Rock  
494114 | Ages: 2 - 12 |



Lookout Rock  
494108 | Ages: 5 - 12 |



Ramp Rock  
494110 | Ages: 2 - 12 | ⭐



Stump Rock  
494112 | Ages: 2 - 12 | ⭐



Cave Rock  
494115 | Ages: 2 - 12 |



Pirate Rock  
494117 | Ages: 2 - 12 |



Lizard Log  
494118 | Ages: 2 - 12 |



Angle Log  
494119 | Ages: 2 - 12 |

Water Rock  
494131 | Ages: 5 - 12 |  
\$23,970



Forked Log  
494120 | Ages: 2 - 12 |



Raccoon Log  
494122 | Ages: 2 - 12 |



Bison Rock  
494127 | Ages: 2 - 12 |



Rock Step with Stump  
494130 | Ages: 2 - 12 |



Water Rock  
494131 | Ages: 5 - 12 |



Small Hop Rocks  
494124 | Ages: 2 - 12 |



Medium Hop Rocks  
494125 | Ages: 2 - 12 |



Large Hop Rocks  
494126 | Ages: 2 - 12 |



Sandy Rock  
494132 | Ages: 5 - 12 |



Needle Rock  
494133 | Ages: 5 - 12 |



Cub Rock  
494141 | Ages: 5 - 12 |



Two Rope Bridge only  
494302 | Ages: 5 - 12 |



Uneven Rope Bridge only  
494304 | Ages: 5 - 12 |



X Rope Bridge only  
494305 | Ages: 5 - 12 |



Offset Rope Bridge only  
494306 | Ages: 5 - 12 |



Boulder Climbing Tunnel  
8181 | Ages: 2 - 12 | ★



Boulder Ridge Rock Wall, Inground  
8194 | Ages: 5 - 12 |



Burmese Tiger Net with Peekaboo, Lookout, and 2 Fishtails  
494501 | Ages: 5 - 12 |



Inca Jungle Net with Kid, Ant, and Stump  
494503 | Ages: 5 - 12 |



Mt. Hood  
887-1 | Ages: 2 - 12 |



Mt. Rainier  
887-2 | Ages: 5 - 12 |



Scout Net with Lookout and 2 Fishtails  
494505 | Ages: 5 - 12 |



Wood Spider Web with Stump, Kid, and 2 Fishtails  
494508 | Ages: 5 - 12 |



Mt. Kilimanjaro  
887-3 | Ages: 5 - 12 |



## Inspiring Awe

Our whimsical climbers thrill kids of all ages as they hop onto the back of a butterfly or explore a coral reef. Constructed from glass fiber reinforced polymer, these climbers are lightweight and easy to install as well as highly durable in order to handle all the adventures to come.

### Blue Butterfly Climber

MRTP2022M | Ages: 2 - 12 | FS |



Black Bear Tunnel Climber  
MRTP2154M | Ages: 2 - 12 | FS | ★



Pufferfish Tunnel Climber  
MRTP2443M | Ages: 2 - 12 | FS |



Ladybug Climber  
MRTP2036M | Ages: 6 - 23 mos ,2 - 12 | FS |



Ladybug Hill Tunnel Climber  
MRTP2008M | Ages: 2 - 12 | FS |



Tucson Turtle Climber  
MRTP2020M | Ages: 2 - 12 | FS TC TCX KC |



Frog Climber  
MRTP2021M | Ages: 2 - 12 | FS TC TCX KC |



Coral Reef Climber  
MRTP2037M | Ages: 2 - 12 | FS TC TCX KC |



Bunny Climber  
MRTP2104M | Ages: 6 - 23 mos ,2 - 12 | FS |



Whale Climber  
MRTP2121M | Ages: 2 - 12 | FS TC TCX KC |



Mushroom Path Stepper  
MRTP2023M | Ages: 5 - 12 | FS TC TCX KC |



Inchworm Climber  
MRTP2030M | Ages: 2 - 12 | FS |



Lumberjack Hollow Tunnel Climber  
MRTP2139M | Ages: 2 - 12 | FS | ★



Tree Log Climber  
MRTP2142M | Ages: 2 - 12 | FS TC TCX KC |







Log Steps Climber  
MRTP2143M | Ages: 2 - 12 | FS TC TCX KC |



Gorilla Tunnel Climber  
MRTP2182M | Ages: 2 - 12 | FS |




**Chunky Trekker**  
 MRTP2134M | Ages: 2 - 12 |    



**Miracle® Timber Sandbox**  
 1140 | Ages: 2 - 12 |



**Clover Leaf Sand Box**  
 418-154 | Ages: 2 - 12 | 



**Sand & Sea Table**  
 418-162 | Ages: 2 - 12 | 



**ADA X-Cavator™**  
 446MA | Ages: 2 - 12 | 



**Seated X-Cavator™**  
 446MS | Ages: 2 - 12 |





**Pull Along**  
 704-632-5 | Ages: 2 - 12 |



**Curved Balance Beam**  
 MRTP2134M | Ages: 2 - 12 |    



**Balance Beam**  
 MRTP2134M | Ages: 2 - 12 |    



Balance Beam  
159-014 | Ages: 5 - 12 |



Push Up  
159-009 | Ages: 5 - 12 |



Parallel Bars  
159-004 | Ages: 5 - 12 |




Sit Up  
159-007 | Ages: 5 - 12 |



Back Stretch Bench  
159-018 | Ages: 5 - 12 |



Step Up  
159-001 | Ages: 5 - 12 |



Hip Twist  
159-008 | Ages: 5 - 12 |



Rope Climb  
159-017 | Ages: 5 - 12 |



Leg Lift  
159-002 | Ages: 5 - 12 |

# adult **Fitness**





Cargo Net 5' (1.5m)



Arc Ladder



Pull Up



Step Station



Dip Station



Row Station



Cargo Net 10' (3m)



Arc Traverse



Monkey Bars



Press Station



Ab Station



Step Up  
160-001 | Ages: 13 & Older |



Leg Lift  
160-002 | Ages: 13 & Older |



Body Curl  
160-003 | Ages: 13 & Older |



Chin Up  
160-011 | Ages: 13 & Older |



Balance Beam  
160-014 | Ages: 13 & Older |



Vertical Climb  
160-015 | Ages: 13 & Older |



Push Up  
160-009 | Ages: 13 & Older |



Beam Jump  
160-005 | Ages: 13 & Older |



Sit Up  
160-007 | Ages: 13 & Older |



Dip Station  
160-016 | Ages: 13 & Older |



Rope Climb  
160-017 | Ages: 13 & Older |



Hyperextension Bench  
160-018 | Ages: 13 & Older |

# Site amenities



PlaySoleil®

Site Furnishings

Play Shade

Dog Equipment

Sports Equipment

Signs & Fencing



# PlaySoleil

PlaySoleil® is a patent-pending, solar-powered light durably designed to fit easily into the posts of new or existing playground structures. Shining light in a downward trajectory from atop the equipment, PlaySoleil illuminates playgrounds, discouraging unwanted after-hours activity without the need to run electricity. Contact your Local Sales Representative for more details about PlaySoleil.

*\*Patented: US11221116, CA3136514; other Patents pending*



PlaySoleil®  
MRUN1254

# Site Furnishings

Your visitors will come for the play and stay to rest, socialize, and recharge! Miracle's site amenities include picnic tables, trash receptacles, grills, and more. Visit our website to see the full range of site amenities that will help make your playground a community destination.



View our current selection of Site Furnishing products on our website.



6' Contemporary Bench with Back - Diamond - Bolt Down



6' Rectangle Table - Diamond - Portable



Square Recycled Plastic Table with Three Seats - In-ground



Traditional Receptacle



Covered Grill



Portable Eight-Bike Rack

Play  
**Shade**



[View our current selection of Play Shade products on our website.](#)

# Dog Equipment



Dog Fire Hydrant  
MRDP03



Dog Leash Rack  
MRDP12



Dog Small Loop  
MRDP01



Dog Steppers  
MRDP07



Dog Pentagon Hurdle  
MRDP05



Dog Crawl Tunnel  
MRDP09



Dog Hexagon Hurdle  
MRDP04



Dog Walk Ramp  
MRDP08



Dog Agility Weave Poles  
MRDP06



Dog Triple Hoops  
MRDP11



Dog Single Hoop  
MRDP10

# Athletic Equipment

Whether you're ready for a team challenge or simply want to brush up on your skills, our athletic equipment offers long-lasting durability that can withstand generations of enthusiastic gameplay in your community.



View our current selection of Athletic Equipment products on our website.



Fun Tunnel  
282-200 | Ages: 2 - 12 |



Tether Ball (Ball Included)  
282-222 | Ages: 5 - 12 |



Complete Basketball Goal with Nylon Net and Fixed Steel Fan-Shaped Backboard  
360-757 | Ages: 5 - 12 |



Complete Basketball Goal with Chain Net and Steel Fan-Shaped Backboard  
360-756 | Ages: 5 - 12 |

## Basketball Complete Goals

PRODUCT	PRODUCT NUMBER	EXTENSION	POST SIZE
Fixed Steel Rect., Single Rim & Steel Net	360-755	47½"	4½" O.D.
Fixed Steel Fan, Double Rim & Steel Net	360-756	47½"	4½" O.D.
Fixed Steel Fan, Double Rim & Nylon Net	360-757	47½"	4½" O.D.

## Basketball Rims, Backboards, Nets & Support Post

PRODUCT	PRODUCT NUMBER	EXTENSION	POST SIZE
Nylon Net	103-100	NA	NA
10-Gauge Steel Fan	851-650WT	NA	NA
Double Rim for Nylon Net	856-33610R	NA	NA
Double Rim for Steel Net	856-3360R	NA	NA
Fixed Height, 31/2" O.D., 48" Extension	908-042	47½"	3½" O.D.
Basketball Fastener Kit	976-560	NA	NA

Welcome Sign For Ages 5-12  
787-003 | Ages: 5 - 12 |

Welcome Sign For Ages 2-12  
787-002 | Ages: 2 - 12 |

Welcome Sign For Ages 2-5  
787-001 | Ages: 2 - 5 |

Also available in French/English and Spanish  
Also available CSA - 18mo-5yr and 18mo-12yr



Single Miracle® Timber (shown)  
440-12  
Size: 72"L x 12"H x 4"W | Weight: 35 lb (16 kg) |  
Each timber includes (2) galvanized stakes

Also available:

Miracle® Timber Female length  
Adapter/End Cap  
440-1

Double tier Miracle® Timber  
440-24

Miracle® Timber Opening Kit  
440-3

Miracle® Timber Opening Kit  
440-3

Timber Access Ramp  
440-6  
Weight: 260 lb (118 kg) | I

Also available:

Recycled Access Ramp 440-6R



Playground Fencing | ⭐

4' lengths  
714-577-4 | Weight: 45 lb (20 kg)

8' lengths  
714-577-8 | Weight: 90 lb (41 kg)

Posts for playground fencing  
714-555 | Weight: 50 lb (23 kg)

Available as in-ground or bolt down model.  
Call for pricing



Arch Entry for Fencing  
714-578

Available as in-ground or bolt down model.  
Call for pricing  
43" inside opening between posts  
Available in a wide variety of colors.  
See color options in back of the catalog



### Tadpole

Post: Metallic Gray  
 PVC/Decks: Dark Gray  
 Accents: Light Gray and Teal  
 Rock-ite® Plastic: Chartreuse and Teal  
 Typhoon Canopy: Light Gray and Teal  
 Steel Roof: Chartreuse  
 Mira-Lene™ Panel: Lime/Sand/Lime

### Crest

Post: Light Gray  
 PVC/Decks: Dark Gray  
 Accents: White  
 Rock-ite® Plastic: Blue, Sky and White  
 Typhoon Canopy: White and Blue  
 Steel Roof: Blue  
 Mira-Lene™ Panel: Blue/White/Blue

### Nebula

Post: Burgundy  
 PVC/Decks: Dark Gray  
 Accents: Tropical Yellow  
 Rock-ite® Plastic: Cobalt, Tropical Yellow and Plum  
 Typhoon Canopy: Burgundy and Plum  
 Steel Roof: Cobalt  
 Mira-Lene™ Panel: Cobalt/Sand/Cobalt

### Carnival


Post: Tropical Yellow  
 PVC/Decks: Dark Gray  
 Accents: Teal  
 Rock-ite® Plastic: Red, Chartreuse and Teal  
 Typhoon Canopy: Chartreuse and Red  
 Steel Roof: Red  
 Mira-Lene™ Panel: Red/Sand/Red

### Marsh Madness

Post: Dark Brown  
 PVC/Decks: Hunter Green  
 Accents: Chartreuse  
 Rock-ite® Plastic: Chartreuse, Forest Green and Beige  
 Typhoon Canopy: Beige and Forest Green  
 Steel Roof: Forest Green  
 Mira-Lene™ Panel: Beige/Forest Green/Beige

### Skyscraper

Post: Cobalt  
 PVC/Decks: Dark Gray  
 Accents: Yellow  
 Rock-ite® Plastic: Blue, Yellow and Gray  
 Typhoon Canopy: Yellow and Blue  
 Steel Roof: Blue  
 Mira-Lene™ Panel: Blue/Yellow/Blue



**Wildflower**  
 Post: Teal  
 PVC/Decks: Sand  
 Accents: Orange and Tropical Yellow  
 Rock-ite® Plastic: Lavender, Orange and Tropical Yellow  
 Typhoon Canopy: Lavender and Teal  
 Steel Roof: Lavender  
 Mira-Lene™ Panel: White/Black/White








**Toadstool**  
 Post: Light Gray  
 PVC/Decks: Red  
 Accents: White  
 Rock-ite® Plastic: Gray, Red and White  
 Typhoon Canopy: Light Gray and Red  
 Steel Roof: Red  
 Mira-Lene™ Panel: Black/White/Black

**Playful Pond**  
 Post: Beige  
 PVC/Decks: Brown  
 Accents: Azure and White  
 Rock-ite® Plastic: White, Forest Green and Dark Brown  
 Typhoon Canopy: White and Dark Brown  
 Steel Roof: Azure  
 Mira-Lene™ Panel: Forest Green/Sand/Forest Green

**Iris**  
 Post: Lavender  
 PVC/Decks: Hunter Green  
 Accents: Lime  
 Rock-ite® Plastic: Cobalt, Lime and Forest Green  
 Typhoon Canopy: Lavender and Forest Green  
 Steel Roof: Cobalt  
 Mira-Lene™ Panel: Cobalt/Sand/Cobalt

**Honeysuckle**  
 Post: Green  
 PVC/Decks: Sand  
 Accents: Sand  
 Rock-ite® Plastic: Yellow and Green  
 Typhoon Canopy: Yellow and Green  
 Steel Roof: Yellow  
 Mira-Lene™ Panel: White/Black/White

**Jungle**  
 Post: Beige  
 PVC/Decks: Sand  
 Accents: Forest Green and Brown  
 Rock-ite® Plastic: Beige, Brown and Forest Green  
 Typhoon Canopy: Beige and Forest Green  
 Steel Roof: Forest Green  
 Mira-Lene™ Panel: Forest Green/Sand/Forest Green

**Prime**

Post: Blue

PVC/Decks: Red

Accents: Yellow

Rock-ite® Plastic: Blue, Yellow and Red

Typhoon Canopy: Yellow and Red

Steel Roof: Red

Mira-Lene™ Panel: Blue/Yellow/Blue



**Patriotic**

Post: Blue

PVC/Decks: Royal Blue


Accents: White

Rock-ite® Plastic: Red, White and Blue

Typhoon Canopy: White and Blue

Steel Roof: Red

Mira-Lene™ Panel: Blue/White/Blue



**Lagoon**

Post: Blue

PVC/Decks: Sand


Accents: White

Rock-ite® Plastic: Blue, Beige and Teal

Typhoon Canopy: Beige and Teal

Steel Roof: Teal

Mira-Lene™ Panel: Blue/White/Blue



**Solar Flare**

Post: Blue

PVC/Decks: Sand

Accents: Sand and Orange

Rock-ite® Plastic: Blue, Beige and Orange

Typhoon Canopy: Beige and Orange

Steel Roof: Beige

Mira-Lene™ Panel: Blue/White/Blue



**Savannah**

Post: Blue

PVC/Decks: Sand


Accents: Beige and Sand

Rock-ite® Plastic: Green, Beige and Blue

Typhoon Canopy: Beige and Blue

Steel Roof: Green

Mira-Lene™ Panel: Blue/White/Blue



**Saltwater**

Post: Forest Green

PVC/Decks: Royal Blue

Accents: Blue

Rock-ite® Plastic: Blue, Cyan and Beige

Typhoon Canopy: Cyan and Blue


Steel Roof: Beige

Mira-Lene™ Panel: Blue/White/Blue

## COLOR CHOICES

### Rock-ite® Plastic Colors

Roofs, Slides, Big Timber® Components, Crawl Tubes, Bongos™, Bumpers and Panels.



## COLOR CHOICES

### Mira-Cote™ Powder-Coated Painted Metal Colors

Posts, Arches, Swings and Accents (Railings & Climbers).



### Mira-Lene™ Panel Colors




### Miracle Swing Seat Colors



### Mira-Therm™ Textured Colors

Mira-Therm coatings for Decks, Steps, Ramps, Bridges and Cargo Climbers are available in either orthophtalate-free Mira-Therm 2 (vinyl) or Mira-Therm PE (polyethylene)-based coatings with Antimicrobial enhancements.



Miracle® uses high quality materials and state of the art manufacturing processes. Commercial playgrounds and products are subjected to years of environmental and solar exposure. Such extreme exposure takes its toll on paints and pigments, and all colors will fade over time. Therefore, Miracle® does not warrant against color fading or discoloration. It is important to properly maintain your playground to ensure its longevity. Depending on environmental conditions at your location, the installation of fabric shade structures may help to delay fading and discoloration. Actual colors in catalog may vary based on device or monitor settings.

## COLOR CHOICES

### Shade Fabric Colors

SHADESURE™ Fabrics *Passes: NFPA 701 / ASTM-E84*



Red Sunflower Yellow Terracotta Electric Purple Rain Forest Zesty Lime Olive




Turquoise Navy Blue Royal Blue Laguna Blue Chocolate Cinnamon Arizona



Desert Sand Silver Black White

COLOURSHADE® Fire Retardant Fabrics *Passes: NFPA 701 / ASTM-E84 / OSFM TITLE 19*



Yellow Terracotta Green Blue Desert Sand Silver

## COLOR CHOICES

### Site Furnishing Colors

Amenities receive a durable color coating that will not rust, crack, peel, or warp. Choose a powder coat color for framework and plastisol coating for table tops, seats, and backs.




Red Green Blue Sand



Brown Charcoal Black Powder Coat Only White Powder Coat Only

### Site Furnishing Patterns



Perforated Diamond

### Recycled Plastic Colors



Cedar Milwaukee Brown

*Slat and Rib patterns (not shown) available in select site furnishing products.*

Miracle® uses high quality materials and state of the art manufacturing processes. Commercial playgrounds and products are subjected to years of environmental and solar exposure. Such extreme exposure takes its toll on paints and pigments, and all colors will fade over time. Therefore, Miracle® does not warrant against color fading or discoloration. It is important to properly maintain your playground to ensure its longevity. Depending on environmental conditions at your location, the installation of fabric shade structures may help to delay fading and discoloration. Actual colors in catalog may vary based on device or monitor settings.

## Funding Resource Center

### Funding Resource Center

If you need to raise funds to make your playground dream a reality, we can help! Our team of experts developed a series of industry-leading, step-by-step guides. Let us help you bring the power of play back to your community!

[Miracle-Recreation.com/funding](http://Miracle-Recreation.com/funding)



### NASPO ValuePoint

NASPO ValuePoint is a cooperative purchasing program that uses a lead-state model to facilitate public procurement solicitations and agreements.



### KaBOOM!

Miracle® is an official partner in play. Apply for a KaBOOM! Playful Cities playground grant to fund a playground in an underserved community.



### Make An Impact Foundation

Making an impact to end the crisis of play in America. The Make An Impact Foundation (MAIF) brings the voices of underprivileged children into the community by creating a project platform for the communities it serves. Through this partnership, our goal is to bring local sponsors and the community together to raise funds to build new playgrounds that will bring back the benefits of play and strengthen communities across America.



### Marlin

Marlin is a direct lender providing financing to businesses so they can acquire new equipment and technology while preserving capital.



### National Cooperative Leasing

If budget is ever a concern for your municipal playground purchase, you can take advantage of a government financing program through National Cooperative Leasing. NCL is the only Sourcewell-awarded vendor offering government financing programs to the cooperative membership.



### Sourcewell

We are a proudly awarded contract holder with Sourcewell, a government-sourcing program that assists public agencies with the costs of their purchased goods by pooling purchasing power. Sourcewell members enjoy quality products, exceptional service, and nationally leveraged contract pricing. Contract #010521-LTS

**Miracle Recreation Equipment Company warrants its products against structural failure due to defects in materials and workmanship for the warranty periods and material categories prescribed below.**

**Buyer agrees that products sold by Miracle Recreation Equipment Company carry only the following warranties:**

**1.LIMITED WARRANTY FOR AS LONG AS YOU OWN THE PRODUCT:** Aluminum deck posts, steel deck posts, VersaLok® fastening system, cast aluminum parts, and stainless steel hardware.

**2.LIMITED FIFTEEN (15) YEAR WARRANTY:** All rigid steel playground components, decks, steps, and weldments, rotationally molded and sheet plastic components, plastic lumber, roof panels, and stainless steel slides, except as otherwise specified below.

**3.LIMITED TEN (10) YEAR WARRANTY:** Fabric shade steel frames, and Shadesure™ and Colourshade FR fabrics (Note Exception: Limited Five (5) Year Warranty on Shadesure™ fabrics in colors Red, Yellow, Electric Purple, Zesty Lime, Cinnamon, and Olive.)

**4.LIMITED EIGHT (8) YEAR WARRANTY:**

- Fiberglass signage, precast PolyFiberCrete or precast concrete products.

- Integrated shade fabric and components against rot, UV deterioration and defects in materials and workmanship (Note Exception: Limited Three (3) Year Warranty for fabric in shades of red).

**5.LIMITED FIVE (5) YEAR WARRANTY:**

- Heavy duty diamond barrier mesh and Kidrox™ Climbing Rocks.

- Mira-Therm™ PVC coating against cracking or peeling.

- Park and Site Amenities (i.e. benches, tables, trash receptacles, etc.).

- GFRP (Glass Fiber Reinforced Polymer) Products.

- Accessible swing seats latch and hinge mechanism.

- Steel core cable nets and rope fittings and connections (Note Exception: Warranty does not cover normal wear and tear such as fraying or facing of cable coating).

- Concerto products (Note Exception: Warranty does not cover mallets or Tall Chime cable assemblies).

**6.LIMITED THREE (3) YEAR WARRANTY:** Flexible belting, plastic border timbers and accessories, and electronic panel speakers, sound chips, and circuit boards.

**7.LIMITED ONE (1) YEAR WARRANTY:**

- Slashproof Swing Seats, 360° Bucket Tot Swing Seats, and Tuff Net no climbing mesh.

- Pool slide support structures, stairways, landings and railings.

- All other products, components and custom pieces that are not specifically listed above, including, without limitation, all moving parts, such as swing hangers and bearings, swivels, chains, whirls, springs and flexible components, and all high wear items, such as trolleys, cables, wheels, and bumper stops related to rail and cable ride products.

**8.LIMITED SIX (6) MONTH WARRANTY:**

- PlaySoleil solar-powered light.

**BUYER'S REMEDY:** If any products prove defective or non-conforming under normal use and within the above-prescribed warranty periods and material categories, Buyer must promptly notify Miracle in writing at 878 E. Hwy 60, Monett, MO 65708 USA. Miracle does not warranty that any particular color will be available for any period of time, and reserves the right to discontinue any color for any reason, without recourse by the Purchaser or Owner of the discontinued color. Miracle may elect to inspect the alleged defect at Buyer's site or at Miracle's facility. Buyer shall not return products to Miracle unless authorized by Miracle to do so. Authorized returns must be properly packaged and shipped prepaid and insured, at Buyer's expense. Upon verification of warranty coverage, Miracle may elect,

in its sole discretion, to repair defective or non-conforming products, or replace them by delivering products or part(s) of similar functionality free of charge to the site. Miracle's limited warranties do not cover the cost of labor to remove defective or non-conforming part(s) or to install repaired or replacement part(s). By use of these limited warranties, Buyer accepts their terms and limitations, and waives any rights it would otherwise have to claim or assert that such warranties fail of their essential purpose. Buyer agrees that venue for any court action to enforce these limited warranties shall be in Barry or Greene Counties in the State of Missouri.

**LIMITATIONS:** All warranty periods begin on the date of Miracle's invoice. Repaired and/or replacement part(s) are warranted only for the balance of the original limited warranty period. Warranties extend only to the original Buyer/end user for products purchased from Miracle or a Miracle authorized reseller, and are not transferrable.

Warranties apply only to Miracle products that are erected and installed in conformance with Miracle's installation instructions, and that are maintained and inspected in conformance with Miracle maintenance and operational instructions.

Unless manufactured with coastal coatings, product installed within 500 yards of a saltwater shoreline will only be covered for half the period of the standard product warranty for defects caused by corrosion.

Warranties specifically do not cover Miracle products:

- for cosmetic damage or flaws occurring under normal use, such as surface scratches, minor chips, hairline cracks, dents, marring, efflorescence, color fade (except for shade fabric as noted above), discoloration, corrosion/rust, fraying, or warping of recycled plastic lumber;

- that have been modified, altered, or repaired by unauthorized third parties;

- that have not been used as designed or intended, or misused;

- to which non-Miracle parts have been added or substituted;

- that have been removed from their original location and re-installed elsewhere, without pre-approval by Miracle;

- or that have been damaged due to excessive wear and tear, vandalism, abnormal use, abuse, negligence, environmental factors (such as wind-blown sand, salt spray unless the product is manufactured with coastal coating, or airborne emissions from industrial sources), extreme weather (such as hail, flooding, lightning, tornados, sandstorms, earthquakes, or wind storms), and acts of God.

THE FOREGOING LIMITED WARRANTY IS THE SOLE AND EXCLUSIVE WARRANTY FOR SELLER'S PRODUCTS, AND IS IN LIEU OF ALL OTHER WARRANTIES, EXPRESS OR IMPLIED, IN LAW OR IN FACT. SELLER SPECIFICALLY DISCLAIMS ALL OTHER WARRANTIES, EXPRESS OR IMPLIED, INCLUDING, WITHOUT LIMITATION, ALL IMPLIED WARRANTIES OF MERCHANTABILITY AND FITNESS FOR A PARTICULAR USE OR PURPOSE, AND ANY IMPLIED WARRANTIES ARISING OUT OF COURSE OF DEALING OR PERFORMANCE OR TRADE USAGE. SELLER SHALL NOT BE LIABLE FOR ANY INCIDENTAL, CONSEQUENTIAL, EXEMPLARY, SPECIAL, OR PUNITIVE DAMAGES, OR ANY LOSS OF REVENUE, PROFIT OR USE, ARISING OUT OF A BREACH OF THIS WARRANTY OR IN CONNECTION WITH THE SALE, INSTALLATION, MAINTENANCE, USE, OPERATION OR REPAIR OF ANY PRODUCT. IN NO EVENT WILL SELLER BE LIABLE FOR ANY AMOUNT GREATER THAN THE PURCHASE PRICE OF A DEFECTIVE PRODUCT.

**Prices are subject to change without notice and are exclusive of installation, surfacing, transportation, insurance, taxes, license fees, customs fees, duties, premiums, fees, and other changes. Prices shown are in US dollars.**

## CERTIFICATIONS



ISO 9001 Certification: The International Standards Organization is a network of national standard institutes that work in partnership with international organizations, governments, industry, business, and consumer representatives to develop universal standards for quality, environmental, and management processes.



The Miracle Recreation Equipment company has been certified to 14001:2015 for its environmental management system.



European Norm EN-1176. Miracle® offers playgrounds that have been certified by TÜV Product Service, the recognized testing house designated by the European Union. This certification demonstrates compliance with the European Harmonized Standard for Commercial Play Equipment, EN 1176.



The space requirements in this catalog are shown to ASTM standards. Requirements for other standards may be different.



Canadian Welding Bureau Certified



IPEMA Member: Miracle® is a member in good standing of the International Play Equipment Manufacturer's Association (IPEMA), a member-driven international trade organization which represents and promotes an open market for manufacturers of play equipment.

In the interest of playground safety, the International Play Equipment Manufacturers Association (IPEMA) provides a Third Party Certification Service whereby a designated independent laboratory, TÜV SÜD America Inc., (TÜV), validates an equipment manufacturer's certification of conformance to the ASTM F1487 Standard Consumer Safety Performance Specification for Playground Equipment for Public Use, except sections 7.1.1, 10, 13.1.1, 13.1.2, 13.2, and 13.3; to CAN/CSA Z614 Children's Playspaces and Equipment, except clauses 10 and 11; or both. A list of current validated products may be viewed at [www.ipema.org](http://www.ipema.org).

In the Interest of playground safety, the International Play Equipment Manufacturers Association (IPEMA) provides a Third Party Certification program whereby a designated independent laboratory, TÜV SÜD America Inc., (TÜV), validates a surfacing manufacturer's certification of conformance to ASTM F1292, Standard Specification for Impact Attenuation Under and Around Playground Equipment Performance Criterion, Section 4.2; ASTM F1292, Standard Specification for Impact Attenuation Under and Around Playground Equipment Performance Criterion (in its entirety); ASTM F3351, Standard Test Method for Impact Testing In Laboratory at Specified Test Height; and for an engineered wood fiber manufacturer its certification of conformance, also to ASTM F2075, Standard Specification for Engineered Wood Fiber for Use as a Playground Safety Surface Under and Around Playground Equipment; and for a Loose Fill Rubber manufacturer its certification of conformance, also to ASTM F3012, Standard Specification for Loose Fill Rubber for Use as a Playground Safety Surface under and around Playgrounds Equipment. A list of current validated products, their thickness and critical height may be viewed at [www.ipema.org](http://www.ipema.org).